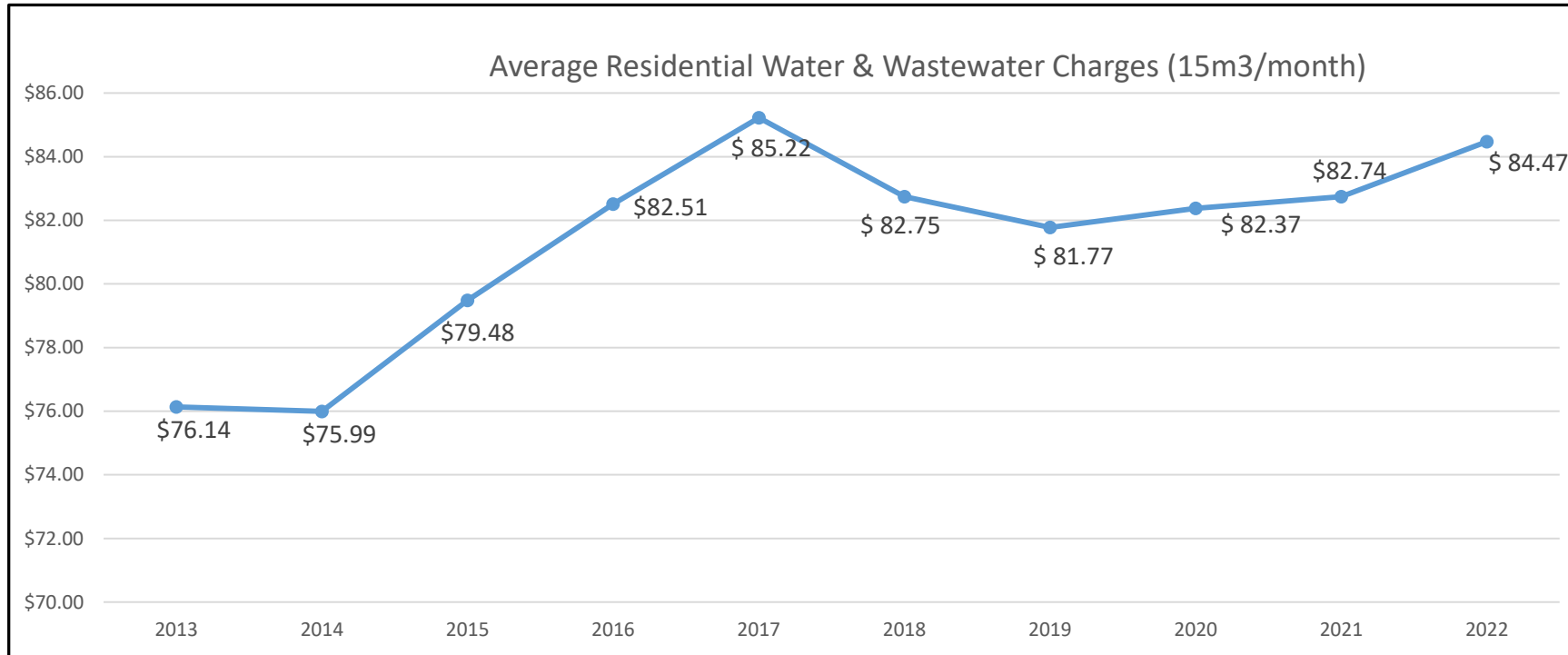




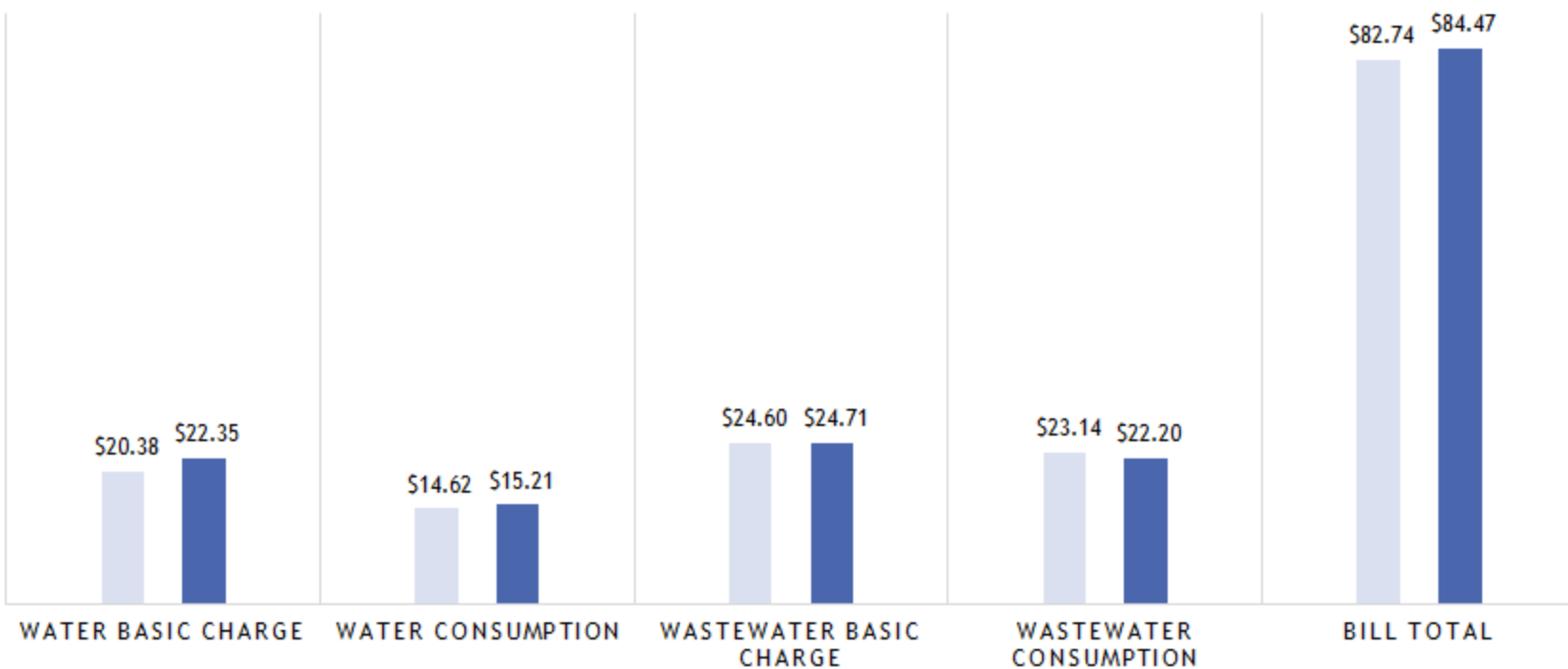
Average Customer Impacts



Average Monthly Residential Charges (15m3/month)	2013	2014	2015	2016	2017	2018	2019	2020	2021	2022	\$ Change	% Change
Water Basic	\$21.85	\$21.86	\$22.08	\$21.47	\$ 21.78	\$ 21.10	\$ 19.80	\$ 20.24	\$20.38	\$ 22.35	\$ 1.97	9.7%
Water Consumption	\$16.41	\$15.33	\$16.01	\$15.82	\$ 15.49	\$ 15.45	\$ 14.85	\$ 14.61	\$14.62	\$ 15.21	\$ 0.59	4.0%
Total Water Charges	\$38.26	\$37.19	\$38.09	\$37.29	\$ 37.27	\$ 36.55	\$ 34.65	\$ 34.85	\$35.00	\$ 37.56	\$ 2.56	7.3%
Wastewater Basic	\$20.51	\$20.99	\$22.54	\$23.73	\$ 25.45	\$ 24.14	\$ 24.03	\$ 24.86	\$24.60	\$ 24.71	\$ 0.11	0.4%
Wastewater Consumption	\$17.36	\$17.82	\$18.85	\$21.49	\$ 22.50	\$ 22.05	\$ 23.09	\$ 22.66	\$23.14	\$ 22.20	\$ (0.94)	(4.1%)
Total Wastewater Charges	\$37.87	\$38.81	\$41.39	\$45.22	\$ 47.95	\$ 46.20	\$ 47.12	\$ 47.52	\$47.74	\$ 46.91	\$ (0.83)	(1.7%)
Total Water & Wastewater Charges	\$76.14	\$75.99	\$79.48	\$82.51	\$ 85.22	\$ 82.75	\$ 81.77	\$ 82.37	\$82.74	\$ 84.47	\$ 1.73	2.1%

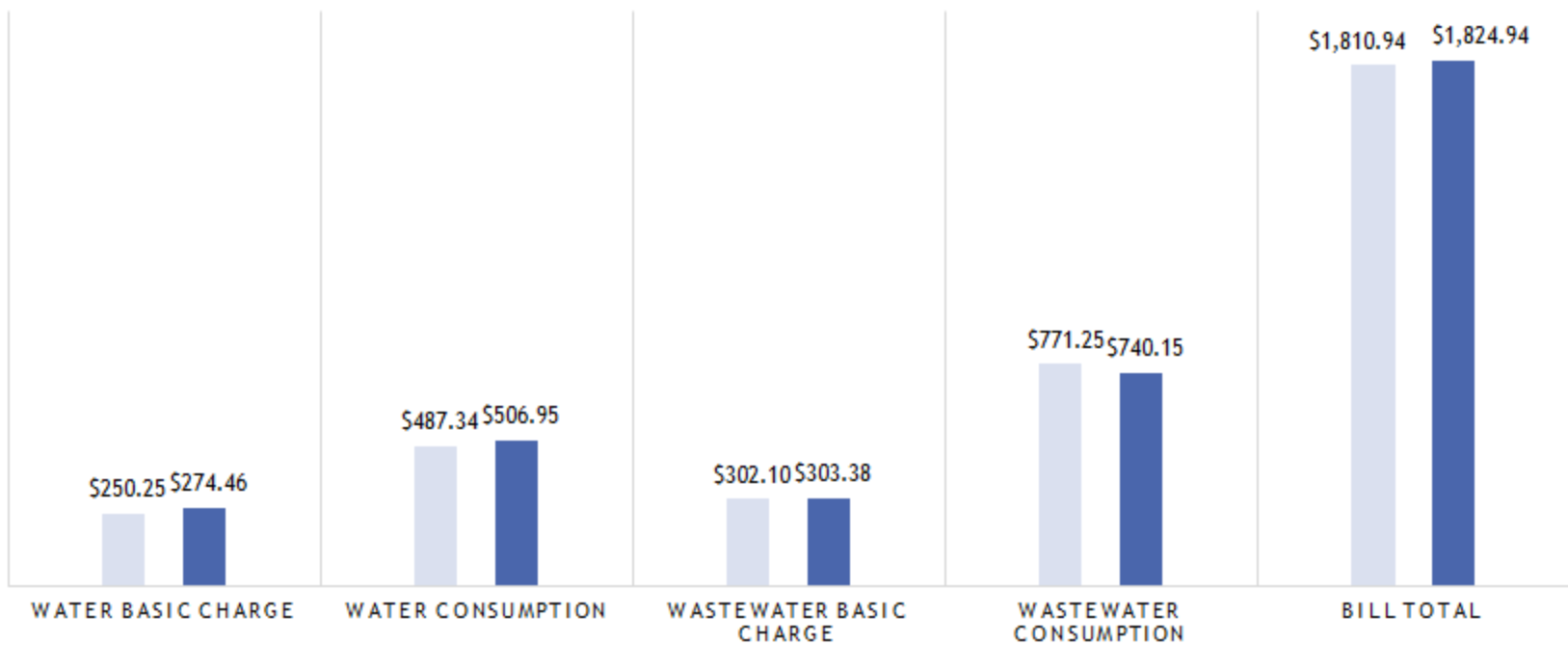
RESIDENTIAL USER (15 M3)

2021 2022



COMMERCIAL USER (2" 500 M3)

2021 2022



INDUSTRIAL USER (4" 4,000 M3)

2021 2022

