



HALDIMAND COUNTY O.P.P.

REPORT FOR THE POLICE SERVICES BOARD

February 2017 STATISTICS

Please find enclosed our detachment's statistics for the month and other items of interest for the Board's information.

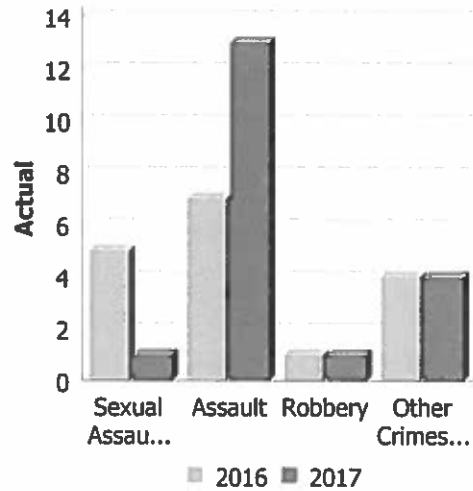
P. Carter, Inspector/Detachment Commander

- 1) Statistical Review - PSB Report Template**
- 2) Foot Patrol Hours**
- 3) Revenues generated for the month**
- 4) Crimestoppers - Summary of Activites**

**Police Services Board Report for Haldimand County
Records Management System
February - 2017**

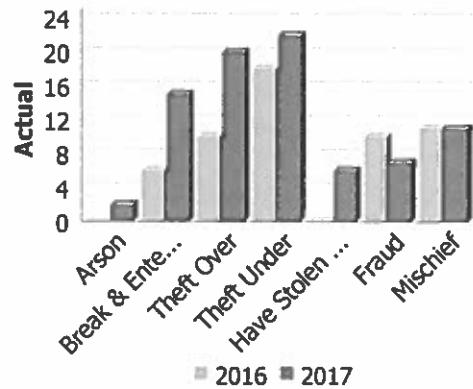
Violent Crime

Actual	February			Year to Date - February		
	2016	2017	% Change	2016	2017	% Change
Murder	0	0	--	0	0	--
Other Offences Causing Death	0	0	--	0	0	--
Attempted Murder	0	0	--	0	0	--
Sexual Assault	5	1	-80.0%	6	2	-66.7%
Assault	7	13	85.7%	15	22	46.7%
Abduction	0	0	--	0	0	--
Robbery	1	1	0.0%	1	1	0.0%
Other Crimes Against a Person	4	4	0.0%	6	6	0.0%
Total	17	19	11.8%	28	31	10.7%



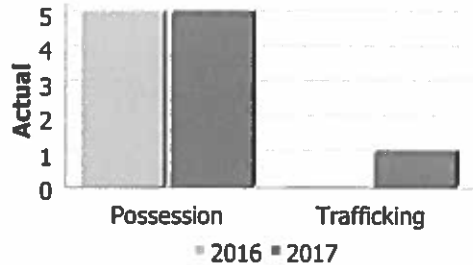
Property Crime

Actual	February			Year to Date - February		
	2016	2017	% Change	2016	2017	% Change
Arson	0	2	--	0	2	--
Break & Enter	6	15	150.0%	15	35	133.3%
Theft Over	10	20	100.0%	38	32	-15.8%
Theft Under	18	22	22.2%	43	46	7.0%
Have Stolen Goods	0	6	--	1	7	600.0%
Fraud	10	7	-30.0%	15	19	26.7%
Mischief	11	11	0.0%	27	29	7.4%
Total	55	83	50.9%	139	170	22.3%



Drug Crime

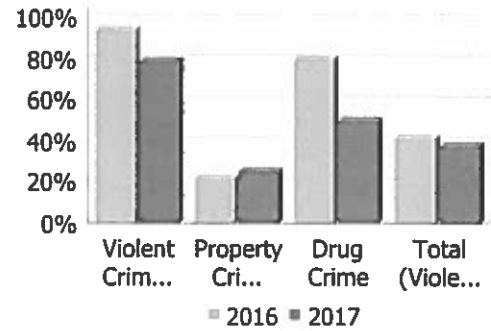
Actual	February			Year to Date - February		
	2016	2017	% Change	2016	2017	% Change
Possession	5	5	0.0%	10	10	0.0%
Trafficking	0	1	--	3	1	-66.7%
Importation and Production	0	0	--	0	1	--
Total	5	6	20.0%	13	12	-7.7%



**Police Services Board Report for Haldimand County
Records Management System
February - 2017**

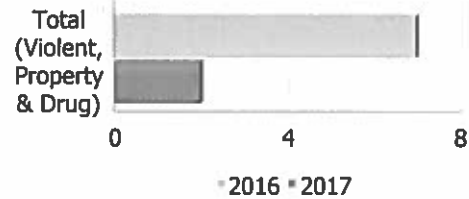
Clearance Rate

Clearance Rate	February			Year to Date - February		
	2016	2017	Difference	2016	2017	Difference
Violent Crime	94.1%	79.0%	-15.2%	92.9%	83.9%	-9.0%
Property Crime	21.8%	25.3%	3.5%	22.3%	18.8%	-3.5%
Drug Crime	80.0%	50.0%	-30.0%	92.3%	58.3%	-34.0%
Total (Violent, Property & Drug)	41.6%	37.8%	-3.7%	39.7%	32.1%	-7.6%



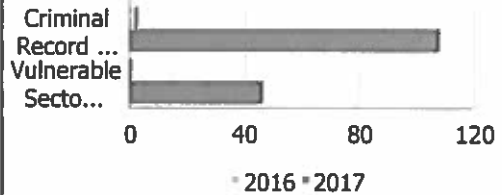
Unfounded

Unfounded	February			Year to Date - February		
	2016	2017	% Change	2016	2017	% Change
Total (Violent, Property & Drug)	7	2	-71.4%	15	7	-53.3%



Criminal Record and Vulnerable Sector Screening Checks

Actual	February			Year to Date - February		
	2016	2017	% Change	2016	2017	% Change
Criminal Record Checks	2	108	5,300.0%	3	129	4,200.0%
Vulnerable Sector Screening Checks	0	46	--	0	48	--



Data contained within this report is dynamic in nature and numbers will change over time as the Ontario Provincial Police continue to investigate and solve crime.

Data Utilized

- Major Crimes
- Niche RMS All Offence Level Business Intelligence Cube

**Police Services Board Report for Haldimand County
2017/Feb**

Public Complaints	
Policy	0
Service	0
Conduct	0

Date information collected from Professional Standards Bureau Commander Reports: 2017-03-06

Data Source

Ontario Provincial Police, Professional Standards Bureau Commander Reports

- Includes all public policy, service and conduct complaints submitted to the Office of the Independent Police Review Director (OIPRD)

Secondary Employment

Intelligence Led Policing - Crime Abatement Strategy	
Number of Offenders in Program	22
Number of Offenders Charged	1
Number of Charges Laid	4
Number of Checks Performed	4

Date information was collected from Records Management System: 2017-03-06

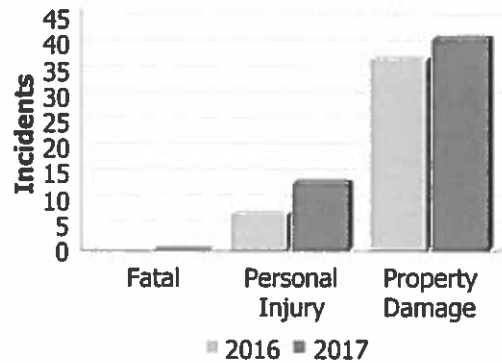
Daily Activity Reporting Patrol Hours	
Total Hours	2017/Feb
Number of Cruiser Patrol Hours	586.00
Number of Motorcycle Patrol Hours	0.00
Number of Marine Patrol Hours	0.00
Number of ATV Patrol Hours	0.00
Number of Snowmobile Patrol Hours	0.00
Number of Bicycle Patrol Hours	0.00
Number of Foot Patrol Hours	77.50
Number of School Patrol Hours	41.00

Data source (Daily Activity Reporting System) date: 2017/03/04

Police Services Board Report for Haldimand County
Collision Reporting System
February - 2017

Motor Vehicle Collisions by Type

Incidents	February			Year to Date - February		
	2016	2017	% Change	2016	2017	% Change
Fatal	0	0	--	1	0	-100.0%
Personal Injury	7	13	85.7%	24	20	-16.7%
Property Damage	37	41	10.8%	88	89	1.1%
Total	44	54	22.7%	113	109	-3.5%



Fatalities in Detachment Area

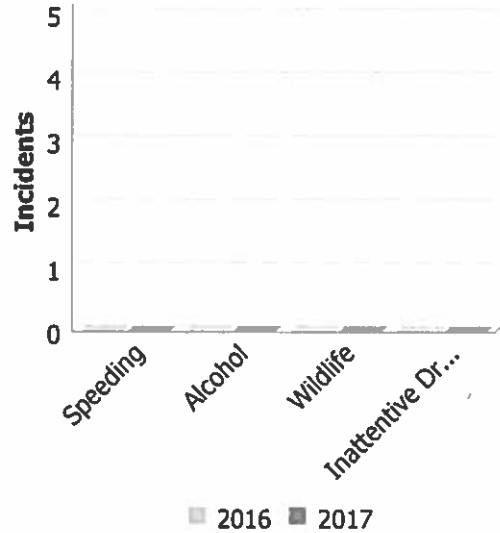
Incidents		February			Year to Date - February		
		2016	2017	% Change	2016	2017	% Change
Motor Vehicle Collision	Fatal Incidents	0	0	--	1	0	-100.0%
	Alcohol Related	0	0	--	0	0	--
Off-Road Vehicle	Fatal Incidents	0	0	--	0	0	--
	Alcohol Related	0	0	--	0	0	--
Motorized Snow Vehicle	Fatal Incidents	0	0	--	0	0	--
	Alcohol Related	0	0	--	0	0	--
Persons Killed		February			Year to Date - February		
		2016	2017	% Change	2016	2017	% Change
Motor Vehicle Collision		0	0	--	1	0	-100.0%
Off-Road Vehicle		0	0	--	0	0	--
Motorized Snow Vehicle		0	0	--	0	0	--

**Police Services Board Report for Haldimand County
Collision Reporting System
February - 2017**

Primary Causal Factors in Fatal Motor Vehicle Collisions

Incidents	February			Year to Date - February		
	2016	2017	% Change	2016	2017	% Change
Speeding as a contributing factor	0	0	0	1	0	-100.00%
Where alcohol is involved	0	0	0	0	0	0
Wildlife as a contributing factor	0	0	0	0	0	0
Inattentive driver as a contributing factor	0	0	0	0	0	0

Persons Killed	February			Year to Date - February		
	2016	2017	% Change	2016	2017	% Change
Seatbelt as a contributing factor	0	0	0	0	0	0



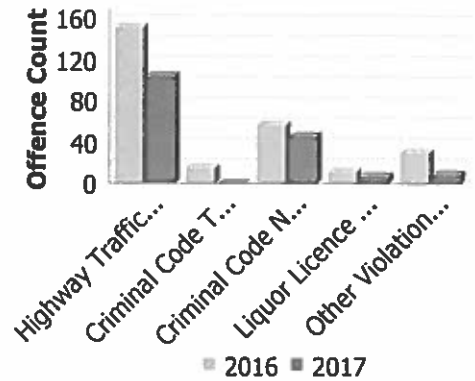
Data Utilized

- SQL online application reporting system – OPP CRS 2.3.09
- Collision Reporting System Business Intelligence Cube

**Police Services Board Report for Haldimand County
Integrated Court Offence Network
February - 2017**

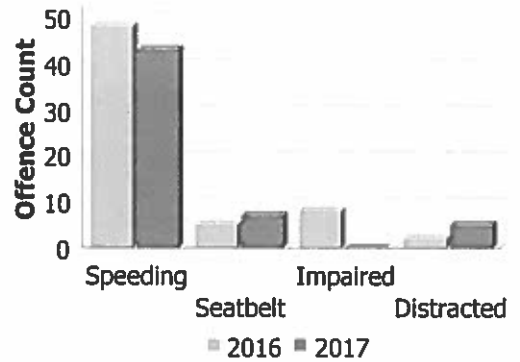
Criminal Code and Provincial Statute Charges Laid

Offence Count	February			Year to Date - February		
	2016	2017	% Change	2016	2017	% Change
Highway Traffic Act	152	105	-30.9%	373	232	-37.8%
Criminal Code Traffic	15	0	-100.0%	43	7	-83.7%
Criminal Code Non-Traffic	57	46	-19.3%	121	103	-14.9%
Liquor Licence Act	11	7	-36.4%	18	9	-50.0%
Other Violations	30	9	-70.0%	81	37	-54.3%
All Violations	265	167	-37.0%	636	388	-39.0%



Traffic Related Charges

Offence Count	February			Year to Date - February		
	2016	2017	% Change	2016	2017	% Change
Speeding	48	43	-10.4%	121	92	-24.0%
Seatbelt	5	7	40.0%	13	14	7.7%
Impaired	8	0	-100.0%	16	4	-75.0%
Distracted	2	5	150.0%	13	7	-46.2%




Integrated Court Offence Network data is updated on a monthly basis: Data could be as much as a month and a half behind.

Data Utilized

- Ministry of Attorney General, Integrated Court Offence Network
- Integrated Court Offence Network Charge Business Intelligence Cube

2016 - Foot Patrol Hours - Haldimand County



2016	Caledonia	Cayuga	Dunnville	Hagersville	Jarvis	Selkirk	Provincial Parks	Total
January	13.25	50.5	37	8.75	0	1	0	110.5
February	6.5	45	21	5	0	0	0	77.5



HALDIMAND COUNTY O.P.P.

REPORT FOR THE POLICE SERVICES BOARD

REVENUES GENERATED FOR THE MONTH OF FEBRUARY 2017

REVENUE GENERATED - DEPOSITED TO HALDIMAND COUNTY	CURRENT	YTD COMPARISON	
		2016	2017
TRAFFIC & OCCURRENCE REPORTS	\$307.98	\$1,841.22	\$923.94
TTCI REPORTS (TECHNICAL COLLISION)	0.00	500.00	0.00
BACKGROUND CHECKS (includes additional copy fee)	3,749.16	8,060.86	7,806.17
ACCIDENT RECONSTRUCTION REPORTS (incl In Occ reports)	0.00	0.00	0.00
FALSE ALARM FEES - <i>INITIAL REGISTRATION OR RENEWAL FEE ONLY</i>	159.28	159.28	159.28
MISCELLANEOUS REVENUES (INCLUDES BEER BOTTLE RETURNS)	0.00	0.00	0.00
HST COLLECTED	67.58	333.64	151.61
OVERPAYMENTS	0.00	0.00	0.00
REVENUES GENERATED FOR HALDIMAND COUNTY	\$4,284.00	\$10,895.00	\$9,041.00
		-\$1,854.00 decrease	

REVENUES GENERATED - DEPOSITED DIRECTLY TO POLICE SERVICES	CURRENT	2016	2017
UNCLAIMED PROPERTY	\$0.00	\$0.00	\$0.00

	CURRENT	YTD REVENUES	
		2016	2017
TOTAL REVENUES FOR THE MONTH OF FEBRUARY 2017	\$4,284.00	\$10,895.00	\$9,041.00
		-\$1,854.00 decrease	



Summary of Activities – February 2017

Tip Activity

- There have been 74 anonymous tips received so far this year. (not including update calls (approx. 120/month) or admin calls (u/k)).

<u>Statistics</u>	<u>Since Inception</u>
Arrests	2048
Narcotics Seized	\$42,402,086
Property Recovered	\$5,629,179
Charges Laid	5,994

Student Crime Stoppers

- The William Robert Courtnage Community Service Bursary have been distributed to all high schools within Haldimand, Norfolk and Tillsonburg. Submissions are due on March 1, 2017.

Promotions/Presentations/Meetings

- Participated in/presented to/met with/gave promotional items to:
- Presentation to Port Dover Lioness Club.
- Donated items to Special Olympics.
- Contest held on Crime Stoppers social media page.

Media Relations

Conducted our usual media relations throughout the month (Crime of the Week, etc.).

- Continued writing script for East Link Cable / 92.9 The Grand re partnerships featuring unsolved crimes for Norfolk, Haldimand and Tillsonburg.
- Public service announcement produced with CHCH television.
- Appreciation Lunch to be held on April 20, 2017 at the Greens of Renton.

Fundraising

- Spring Gala set for May 4, 2017.
- Golf Tournament set for August 17, 2017.
- Shredding day set for May 13, 2017 in Simcoe.
- Shredding day set for June 10, 2017 in Caledonia.

Nationally / Internationally

- Nil

Other

- Actively seeking new board members.
- Chairperson Neil Unwin continues to serve as the President of Haldimand, Norfolk and Tillsonburg.
- Brant-Brantford Crime Stoppers, continue to assist with tip taking & management

cc: *Inspector Horvat, Inspector Hymers, Inspector Carter*