



HALDIMAND COUNTY O.P.P.

REPORT FOR THE POLICE SERVICES BOARD

January 2017 STATISTICS

Please find enclosed our detachment's statistics for the month and other items of interest for the Board's information.

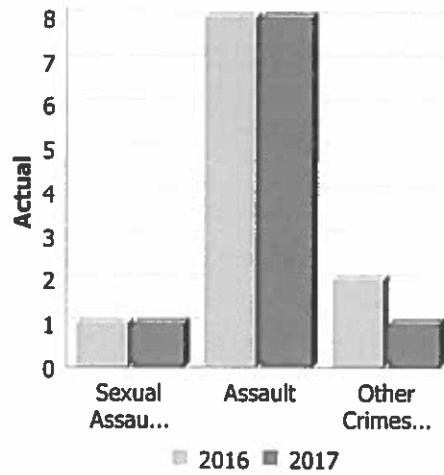
P. Carter, Inspector/Detachment Commander

- 1) Statistical Review - PSB Report Template
- 2) Foot Patrol Hours
- 3) Revenues generated for the month
- 4) Crimestoppers - Summary of Activites

**Police Services Board Report for Haldimand County
Records Management System
January - 2017**

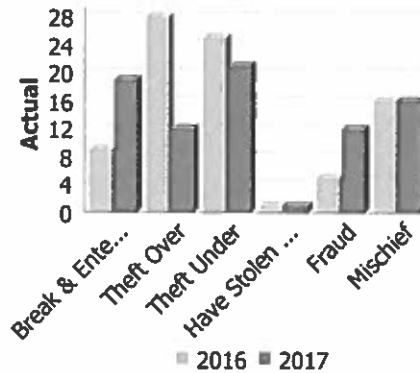
Violent Crime

Actual	January			Year to Date - January		
	2016	2017	% Change	2016	2017	% Change
Murder	0	0	--	0	0	--
Other Offences Causing Death	0	0	--	0	0	--
Attempted Murder	0	0	--	0	0	--
Sexual Assault	1	1	0.0%	1	1	0.0%
Assault	8	8	0.0%	8	8	0.0%
Abduction	0	0	--	0	0	--
Robbery	0	0	--	0	0	--
Other Crimes Against a Person	2	1	-50.0%	2	1	-50.0%
Total	11	10	-9.1%	11	10	-9.1%



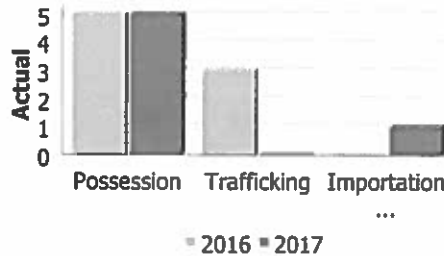
Property Crime

Actual	January			Year to Date - January		
	2016	2017	% Change	2016	2017	% Change
Arson	0	0	--	0	0	--
Break & Enter	9	19	111.1%	9	19	111.1%
Theft Over	28	12	-57.1%	28	12	-57.1%
Theft Under	25	21	-16.0%	25	21	-16.0%
Have Stolen Goods	1	1	0.0%	1	1	0.0%
Fraud	5	12	140.0%	5	12	140.0%
Mischief	16	16	0.0%	16	16	0.0%
Total	84	81	-3.6%	84	81	-3.6%



Drug Crime

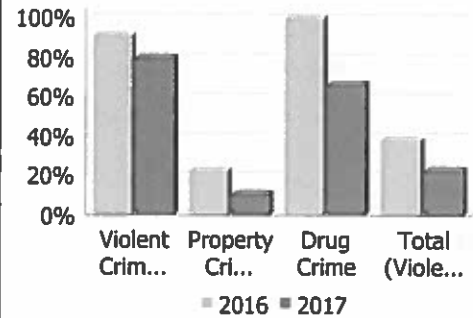
Actual	January			Year to Date - January		
	2016	2017	% Change	2016	2017	% Change
Possession	5	5	0.0%	5	5	0.0%
Trafficking	3	0	-100.0%	3	0	-100.0%
Importation and Production	0	1	--	0	1	--
Total	8	6	-25.0%	8	6	-25.0%



**Police Services Board Report for Haldimand County
Records Management System
January - 2017**


Clearance Rate

Clearance Rate	January			Year to Date - January		
	2016	2017	Difference	2016	2017	Difference
Violent Crime	90.9%	80.0%	-10.9%	90.9%	80.0%	-10.9%
Property Crime	22.6%	11.1%	-11.5%	22.6%	11.1%	-11.5%
Drug Crime	100.0%	66.7%	-33.3%	100.0%	66.7%	-33.3%
Total (Violent, Property & Drug)	38.3%	23.2%	-15.1%	38.3%	23.2%	-15.1%



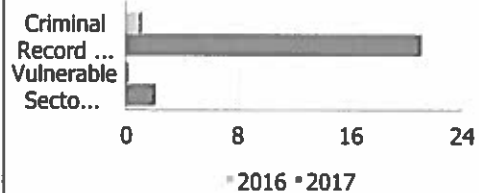
Unfounded

Unfounded	January			Year to Date - January		
	2016	2017	% Change	2016	2017	% Change
Total (Violent, Property & Drug)	8	3	-62.5%	8	3	-62.5%



Criminal Record and Vulnerable Sector Screening Checks

Actual	January			Year to Date - January		
	2016	2017	% Change	2016	2017	% Change
Criminal Record Checks	1	21	2,000.0%	1	21	2,000.0%
Vulnerable Sector Screening Checks	0	2	--	0	2	--



Data contained within this report is dynamic in nature and numbers will change over time as the Ontario Provincial Police continue to investigate and solve crime.

Data Utilized

- Major Crimes
- Niche RMS All Offence Level Business Intelligence Cube

**Police Services Board Report for Haldimand County
2017/Jan**

Public Complaints	
Policy	0
Service	0
Conduct	0

Date information collected from Professional Standards Bureau Commander Reports: 2017-02-14

Data Source

Ontario Provincial Police, Professional Standards Bureau Commander Reports

- Includes all public policy, service and conduct complaints submitted to the Office of the Independent Police Review Director (OIPRD)

Secondary Employment

Intelligence Led Policing - Crime Abatement Strategy	
Number of Offenders in Program	22
Number of Offenders Charged	0
Number of Charges Laid	0
Number of Checks Performed	3

Date information was collected from Records Management System: 2017-02-14

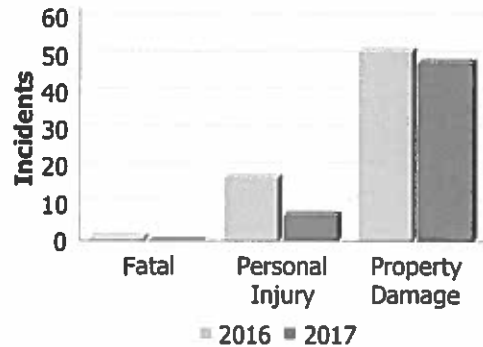
Daily Activity Reporting Patrol Hours	
Total Hours	2017/Jan
Number of Cruiser Patrol Hours	901.75
Number of Motorcycle Patrol Hours	0.00
Number of Marine Patrol Hours	0.00
Number of ATV Patrol Hours	0.00
Number of Snowmobile Patrol Hours	0.00
Number of Bicycle Patrol Hours	0.00
Number of Foot Patrol Hours	110.50
Number of School Patrol Hours	33.50

Data source (Daily Activity Reporting System) date: 2017/02/13

**Police Services Board Report for Haldimand County
Collision Reporting System
January - 2017**

Motor Vehicle Collisions by Type

Incidents	January			Year to Date - January		
	2016	2017	% Change	2016	2017	% Change
Fatal	1	0	-100.0%	1	0	-100.0%
Personal Injury	17	7	-58.8%	17	7	-58.8%
Property Damage	51	48	-5.9%	51	48	-5.9%
Total	69	55	-20.3%	69	55	-20.3%



Fatalities in Detachment Area

Incidents		January			Year to Date - January		
		2016	2017	% Change	2016	2017	% Change
Motor Vehicle Collision	Fatal Incidents	1	0	-100.0%	1	0	-100.0%
	Alcohol Related	0	0	--	0	0	--
Off-Road Vehicle	Fatal Incidents	0	0	--	0	0	--
	Alcohol Related	0	0	--	0	0	--
Motorized Snow Vehicle	Fatal Incidents	0	0	--	0	0	--
	Alcohol Related	0	0	--	0	0	--

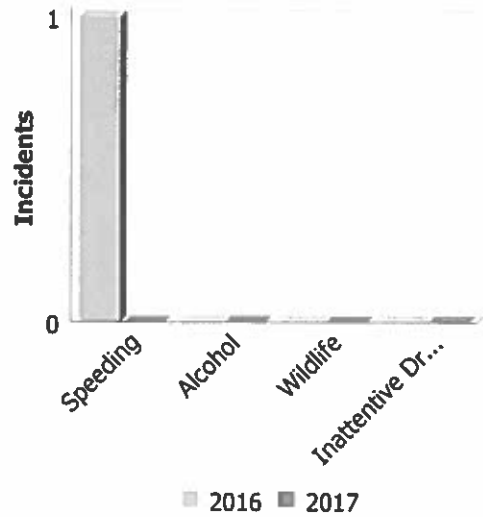
Persons Killed	January			Year to Date - January		
	2016	2017	% Change	2016	2017	% Change
Motor Vehicle Collision	1	0	-100.0%	1	0	-100.0%
Off-Road Vehicle	0	0	--	0	0	--
Motorized Snow Vehicle	0	0	--	0	0	--

Police Services Board Report for Haldimand County
Collision Reporting System
January - 2017

Primary Causal Factors in Fatal Motor Vehicle Collisions

Incidents	January			Year to Date - January		
	2016	2017	% Change	2016	2017	% Change
Speeding as a contributing factor	1	0	-100.00%	1	0	-100.00%
Where alcohol is involved	0	0	0	0	0	0
Wildlife as a contributing factor	0	0	0	0	0	0
Inattentive driver as a contributing factor	0	0	0	0	0	0

Persons Killed	January			Year to Date - January		
	2016	2017	% Change	2016	2017	% Change
Seatbelt as a contributing factor	0	0	0	0	0	0



Data Utilized

- SQL online application reporting system – OPP CRS 2.3.09
- Collision Reporting System Business Intelligence Cube

2016 - Foot Patrol Hours - Haldimand County



2016	Caledonia	Cayuga	Dunnville	Hagersville	Jarvis	Selkirk	Provincial Parks	Total
January	13.25	50.5	37	8.75	0	1	0	110.5



HALDIMAND COUNTY O.P.P.

REPORT FOR THE POLICE SERVICES BOARD

REVENUES GENERATED FOR THE MONTH OF JANUARY 2017

REVENUE GENERATED - DEPOSITED TO HALDIMAND COUNTY	CURRENT	YTD COMPARISON	
		2016	2017
TRAFFIC & OCCURRENCE REPORTS	\$615.96	\$718.62	\$615.96
TTCI REPORTS (TECHNICAL COLLISION)	0.00	0.00	0.00
BACKGROUND CHECKS (includes additional copy fee)	4,057.01	4,265.86	4,057.01
ACCIDENT RECONSTRUCTION REPORTS (incl In Occ reports)	0.00	0.00	0.00
FALSE ALARM FEES - INITIAL REGISTRATION OR RENEWAL FEE ONLY	0.00	0.00	0.00
MISCELLANEOUS REVENUES (INCLUDES BEER BOTTLE RETURNS)	0.00	0.00	0.00
HST COLLECTED	84.03	94.52	84.03
OVERPAYMENTS	0.00	0.00	0.00
REVENUES GENERATED FOR HALDIMAND COUNTY	\$4,757.00	\$5,079.00	\$4,757.00
		-\$322.00 decrease	

REVENUES GENERATED - DEPOSITED DIRECTLY TO POLICE SERVICES	CURRENT	2016	2017
UNCLAIMED PROPERTY	\$0.00	\$0.00	\$0.00

	CURRENT	YTD REVENUES	
		2016	2017
TOTAL REVENUES FOR THE MONTH OF JANUARY 2017	\$4,757.00	\$5,079.00	\$4,757.00
		-\$322.00 decrease	



Summary of Activities – January 2017

Tip Activity

- There have been 40 anonymous tips received so far this year. (not including update calls (approx. 120/month) or admin calls (u/k)).

Statistics

Arrests
Narcotics Seized
Property Recovered
Charges Laid

Since Inception

2048
\$42,402,096
\$5,629,179
5,994

Student Crime Stoppers

- The William Robert Courtnage Community Service Bursary have been distributed to all high schools within Haldimand, Norfolk and Tillsonburg.

Promotions/Presentations/Meetings

- Participated in/presented to/met with/gave promotional items to:
- Donated items to the Haldimand Abilities Centre

Media Relations Conducted our usual media relations throughout the month (Crime of the Week, etc.).

- Continued writing script for East Link Cable / 92.9 The Grand re partnerships featuring unsolved crimes for Norfolk, Haldimand and Tillsonburg.
- Public service announcement produced with CHCH television.
- Many interviews with local media re: Crime Stoppers Month.
- Appreciation Lunch to be held on April 20, 2017 at the Greens of Renton.

Fundraising

- Spring Gala set for May 4, 2017.
- Golf Tournament set for August 17, 2017.
- Shredding day set for May 13, 2017 in Simcoe.

Nationally / Internationally

- Nil

Other

- Actively seeking new board members.
- Chairperson Neil Unwin continues to serve as the President of Haldimand, Norfolk and Tillsonburg.
- Brant-Brantford Crime Stoppers, continue to assist with tip taking & management

cc: Inspector Horvat, Inspector Hymers, Inspector Carter