



HALDIMAND COUNTY O.P.P.

REPORT FOR THE POLICE SERVICES BOARD

November & December 2016 STATISTICS

Please find enclosed our detachment's statistics for the month and other items of interest for the Board's information.

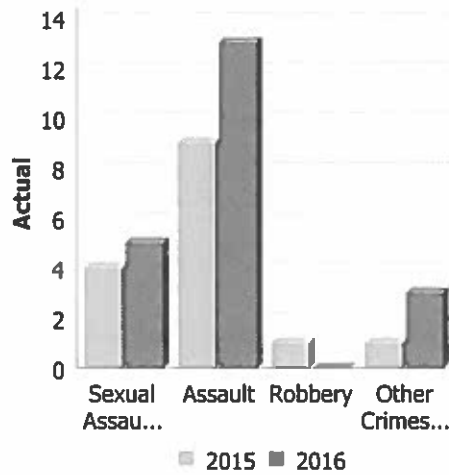
P. Carter, Inspector/Detachment Commander

- 1) Statistical Review - PSB Report Template**
- 2) Foot Patrol Hours**
- 3) Revenues generated for the month**
- 4) Crimestoppers - Summary of Activites**

Police Services Board Report for Haldimand County
Records Management System
November - 2016

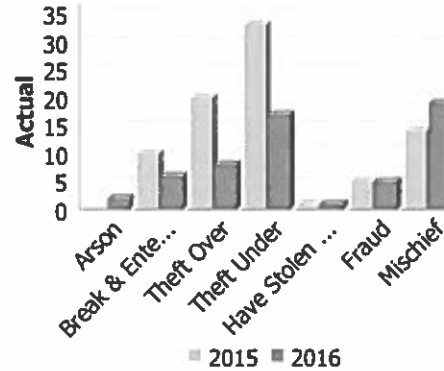
Violent Crime

Actual	November			Year to Date - November		
	2015	2016	% Change	2015	2016	% Change
Murder	0	0	--	1	0	-100.0%
Other Offences Causing Death	0	0	--	0	0	--
Attempted Murder	0	0	--	0	0	--
Sexual Assault	4	5	25.0%	23	28	21.7%
Assault	9	13	44.4%	127	129	1.6%
Abduction	0	0	--	0	0	--
Robbery	1	0	-100.0%	7	4	-42.9%
Other Crimes Against a Person	1	3	200.0%	42	34	-19.0%
Total	15	21	40.0%	200	195	-2.5%



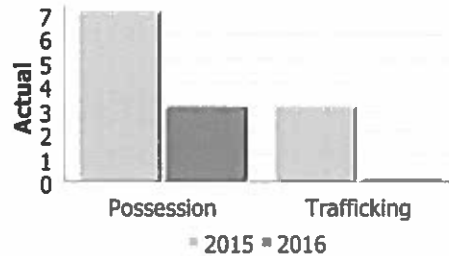
Property Crime

Actual	November			Year to Date - November		
	2015	2016	% Change	2015	2016	% Change
Arson	0	2	--	19	4	-78.9%
Break & Enter	10	6	-40.0%	169	105	-37.9%
Theft Over	20	8	-60.0%	124	139	12.1%
Theft Under	33	17	-48.5%	322	287	-10.9%
Have Stolen Goods	1	1	0.0%	13	11	-15.4%
Fraud	5	5	0.0%	100	115	15.0%
Mischief	14	19	35.7%	258	190	-26.4%
Total	83	58	-30.1%	1,005	851	-15.3%



Drug Crime

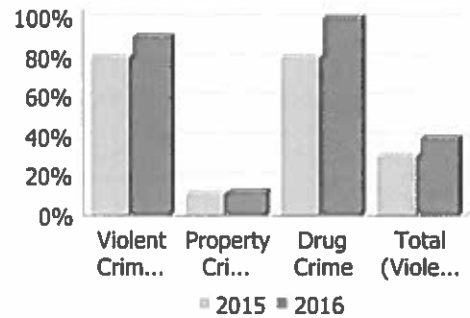
Actual	November			Year to Date - November		
	2015	2016	% Change	2015	2016	% Change
Possession	7	3	-57.1%	52	45	-13.5%
Trafficking	3	0	-100.0%	10	7	-30.0%
Importation and Production	0	0	--	3	3	0.0%
Total	10	3	-70.0%	65	55	-15.4%



**Police Services Board Report for Haldimand County
Records Management System
November - 2016**

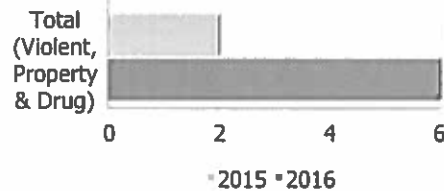
Clearance Rate

Clearance Rate	November			Year to Date - November		
	2015	2016	Difference	2015	2016	Difference
Violent Crime	80.0%	90.5%	10.5%	86.5%	92.8%	6.3%
Property Crime	10.8%	12.1%	1.2%	20.8%	21.9%	1.1%
Drug Crime	80.0%	100.0%	20.0%	90.8%	90.9%	0.1%
Total (Violent, Property & Drug)	30.1%	39.1%	9.0%	38.4%	40.8%	2.4%



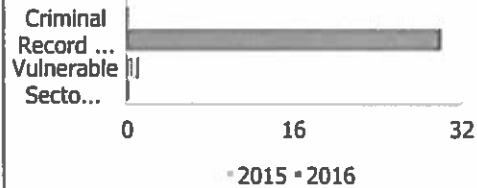
Unfounded

Unfounded	November			Year to Date - November		
	2015	2016	% Change	2015	2016	% Change
Total (Violent, Property & Drug)	2	6	200.0%	89	70	-21.3%



Criminal Record and Vulnerable Sector Screening Checks

Actual	November			Year to Date - November		
	2015	2016	% Change	2015	2016	% Change
Criminal Record Checks	0	30	--	216	192	-11.1%
Vulnerable Sector Screening Checks	1	0	-100.0%	1	0	-100.0%



Data contained within this report is dynamic in nature and numbers will change over time as the Ontario Provincial Police continue to investigate and solve crime.

Data Utilized

- Major Crimes
- Niche RMS All Offence Level Business Intelligence Cube

**Police Services Board Report for Haldimand County
2016/Nov**

Public Complaints	
Policy	0
Service	0
Conduct	0

Date information collected from Professional Standards Bureau Commander Reports: 2016-12-27

Data Source

Ontario Provincial Police, Professional Standards Bureau Commander Reports

- Includes all public policy, service and conduct complaints submitted to the Office of the Independent Police Review Director (OIPRD)

Secondary Employment

Intelligence Led Policing - Crime Abatement Strategy	
Number of Offenders in Program	18
Number of Offenders Charged	2
Number of Charges Laid	8
Number of Checks Performed	11

Date information was collected from Records Management System: 2016-12-27

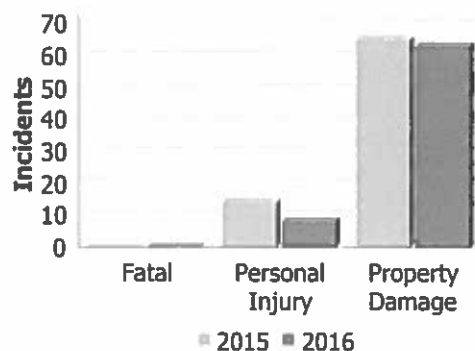
Daily Activity Reporting Patrol Hours	
Total Hours	2016/Nov
Number of Cruiser Patrol Hours	885.00
Number of Motorcycle Patrol Hours	0.00
Number of Marine Patrol Hours	0.00
Number of ATV Patrol Hours	0.00
Number of Snowmobile Patrol Hours	0.00
Number of Bicycle Patrol Hours	0.00
Number of Foot Patrol Hours	112.75
Number of School Patrol Hours	30.25

Data source (Daily Activity Reporting System) date: 2016/12/31

Police Services Board Report for Haldimand County
Collision Reporting System
November - 2016

Motor Vehicle Collisions by Type

Incidents	November			Year to Date - November		
	2015	2016	% Change	2015	2016	% Change
Fatal	0	0	--	0	5	--
Personal Injury	14	8	-42.9%	152	140	-7.9%
Property Damage	65	63	-3.1%	539	447	-17.1%
Total	79	71	-10.1%	691	592	-14.3%



Fatalities in Detachment Area

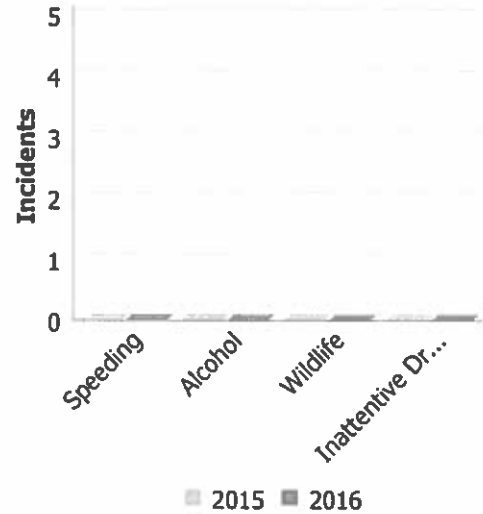
Incidents		November			Year to Date - November		
		2015	2016	% Change	2015	2016	% Change
Motor Vehicle Collision	Fatal Incidents	0	0	--	0	5	--
	Alcohol Related	0	0	--	0	0	--
Off-Road Vehicle	Fatal Incidents	0	0	--	0	0	--
	Alcohol Related	0	0	--	0	0	--
Motorized Snow Vehicle	Fatal Incidents	0	0	--	0	0	--
	Alcohol Related	0	0	--	0	0	--

Persons Killed	November			Year to Date - November		
	2015	2016	% Change	2015	2016	% Change
Motor Vehicle Collision	0	0	--	0	6	--
Off-Road Vehicle	0	0	--	0	0	--
Motorized Snow Vehicle	0	0	--	0	0	--

Police Services Board Report for Haldimand County
Collision Reporting System
November - 2016

Primary Causal Factors in Fatal Motor Vehicle Collisions

Incidents	November			Year to Date - November		
	2015	2016	% Change	2015	2016	% Change
Speeding as a contributing factor	0	0	0	0	1	0
Where alcohol is involved	0	0	0	0	0	0
Wildlife as a contributing factor	0	0	0	0	0	0
Inattentive driver as a contributing factor	0	0	0	0	0	0
Persons Killed	November			Year to Date - November		
	2015	2016	% Change	2015	2016	% Change
Seatbelt as a contributing factor	0	0	0	0	0	0



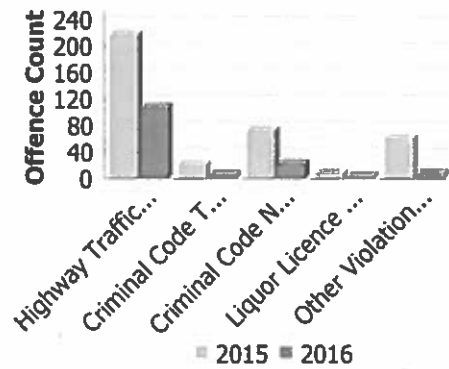
Data Utilized

- SQL online application reporting system – OPP CRS 2.3.09
- Collision Reporting System Business Intelligence Cube

**Police Services Board Report for Haldimand County
Integrated Court Offence Network
November - 2016**

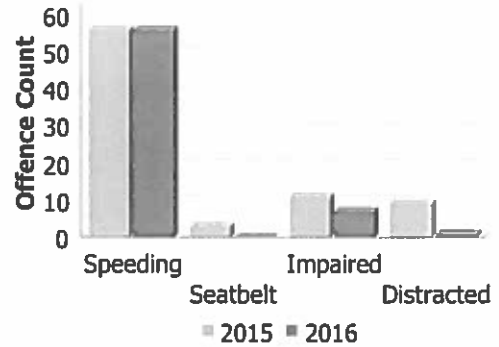
Criminal Code and Provincial Statute Charges Laid

Offence Count	November			Year to Date - November		
	2015	2016	% Change	2015	2016	% Change
Highway Traffic Act	219	109	-50.2%	3,150	1,761	-44.1%
Criminal Code Traffic	21	8	-61.9%	210	168	-20.0%
Criminal Code Non-Traffic	73	23	-68.5%	996	740	-25.7%
Liquor Licence Act	9	5	-44.4%	133	111	-16.5%
Other Violations	61	10	-83.6%	526	359	-31.7%
All Violations	383	155	-59.5%	5,015	3,139	-37.4%



Traffic Related Charges

Offence Count	November			Year to Date - November		
	2015	2016	% Change	2015	2016	% Change
Speeding	56	56	0.0%	1,500	673	-55.1%
Seatbelt	3	0	-100.0%	99	64	-35.4%
Impaired	11	7	-36.4%	133	113	-15.0%
Distracted	9	1	-88.9%	117	46	-60.7%



Integrated Court Offence Network data is updated on a monthly basis: Data could be as much as a month and a half behind.

Data Utilized

- Ministry of Attorney General, Integrated Court Offence Network
- Integrated Court Offence Network Charge Business Intelligence Cube

2016 - Foot Patrol Hours - Haldimand County

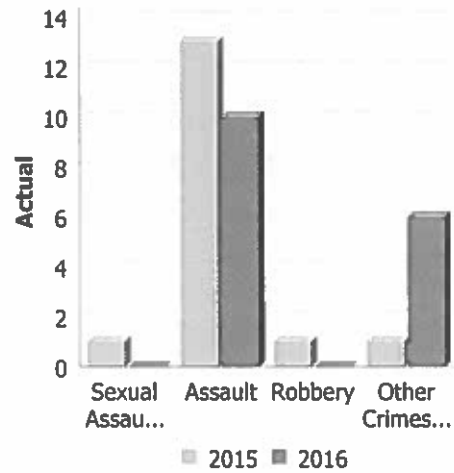


2016	Caledonia	Cayuga	Dunnville	Hagersville	Jarvis	Selkirk	Provincial Parks	Total
January	41.75	95.5	55	43.25	2	2.5	0	240
February	58.25	39	62.75	28.5	2.5	0.5	0	191.5
March	29	102.75	52.5	33.5	5.5	2	0	225.25
April	24.25	63.5	45	18.5	0.5	0	0	151.75
May	17.75	51.75	33.25	9	1	1	1	114.75
June	21.5	21.5	50	11.25	4.5	1.5	2.5	112.75
July	24.5	57	28.25	7	1.5	2	0.5	120.75
August	14.25	23.75	25.25	4.75	0	1.5	0.5	70
September	20.25	43.25	31.5	2.25	0	2.5	0.75	100.5
October	25.25	62	38.75	8.25	0	0.5	0.5	135.25
November	13.25	51.75	33.25	10.75	2.25	1.5	0	112.75

Police Services Board Report for Haldimand County
Records Management System
December - 2016

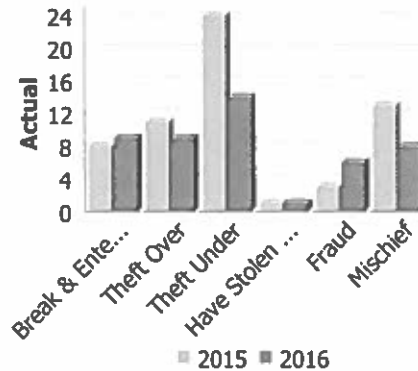
Violent Crime

Actual	December			Year to Date - December		
	2015	2016	% Change	2015	2016	% Change
Murder	0	0	--	1	0	-100.0%
Other Offences Causing Death	0	0	--	0	0	--
Attempted Murder	0	0	--	0	0	--
Sexual Assault	1	0	-100.0%	24	28	16.7%
Assault	13	10	-23.1%	140	140	0.0%
Abduction	0	0	--	0	0	--
Robbery	1	0	-100.0%	8	4	-50.0%
Other Crimes Against a Person	1	6	500.0%	43	41	-4.7%
Total	16	16	0.0%	216	213	-1.4%



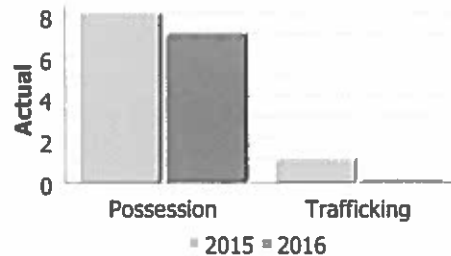
Property Crime

Actual	December			Year to Date - December		
	2015	2016	% Change	2015	2016	% Change
Arson	0	0	--	19	4	-78.9%
Break & Enter	8	9	12.5%	177	115	-35.0%
Theft Over	11	9	-18.2%	135	148	9.6%
Theft Under	24	14	-41.7%	346	304	-12.1%
Have Stolen Goods	1	1	0.0%	14	12	-14.3%
Fraud	3	6	100.0%	103	124	20.4%
Mischief	13	8	-38.5%	271	200	-26.2%
Total	60	47	-21.7%	1,065	907	-14.8%



Drug Crime

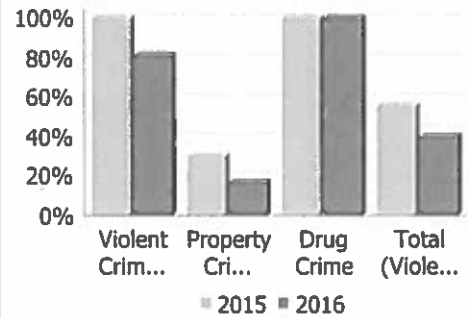
Actual	December			Year to Date - December		
	2015	2016	% Change	2015	2016	% Change
Possession	8	7	-12.5%	60	52	-13.3%
Trafficking	1	0	-100.0%	11	7	-36.4%
Importation and Production	0	0	--	3	3	0.0%
Total	9	7	-22.2%	74	62	-16.2%



**Police Services Board Report for Haldimand County
Records Management System
December - 2016**

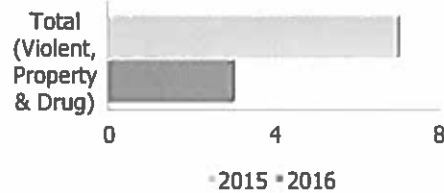
Clearance Rate

Clearance Rate	December			Year to Date - December		
	2015	2016	Difference	2015	2016	Difference
Violent Crime	100.0%	81.2%	-18.8%	87.5%	91.1%	3.6%
Property Crime	30.0%	17.0%	-13.0%	21.3%	21.5%	0.2%
Drug Crime	100.0%	100.0%	0.0%	91.9%	91.9%	0.0%
Total (Violent, Property & Drug)	55.3%	40.0%	-15.3%	39.5%	40.5%	1.0%



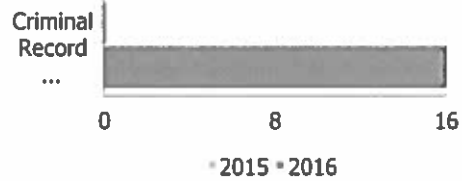
Unfounded

Unfounded	December			Year to Date - December		
	2015	2016	% Change	2015	2016	% Change
Total (Violent, Property & Drug)	7	3	-57.1%	96	74	-22.9%



Criminal Record and Vulnerable Sector Screening Checks

Actual	December			Year to Date - December		
	2015	2016	% Change	2015	2016	% Change
Criminal Record Checks	0	16	--	216	208	-3.7%
Vulnerable Sector Screening Checks	0	0	--	1	0	-100.0%



Data contained within this report is dynamic in nature and numbers will change over time as the Ontario Provincial Police continue to investigate and solve crime.

Data Utilized

- Major Crimes
- Niche RMS All Offence Level Business Intelligence Cube

**Police Services Board Report for Haldimand County
2016/Dec**

Public Complaints	
Policy	0
Service	0
Conduct	0

Date information collected from Professional Standards Bureau Commander Reports: 2017-01-16

Data Source

Ontario Provincial Police, Professional Standards Bureau Commander Reports

- Includes all public policy, service and conduct complaints submitted to the Office of the Independent Police Review Director (OIPRD)

Secondary Employment

Intelligence Led Policing - Crime Abatement Strategy	
Number of Offenders in Program	20
Number of Offenders Charged	2
Number of Charges Laid	2
Number of Checks Performed	5

Date information was collected from Records Management System: 2017-01-16

Daily Activity Reporting Patrol Hours	
Total Hours	2016/Dec
Number of Cruiser Patrol Hours	848.50
Number of Motorcycle Patrol Hours	0.00
Number of Marine Patrol Hours	0.00
Number of ATV Patrol Hours	0.00
Number of Snowmobile Patrol Hours	0.00
Number of Bicycle Patrol Hours	0.00
Number of Foot Patrol Hours	138.75
Number of School Patrol Hours	32.25

Data source (Daily Activity Reporting System) date: 2017/01/14

Staffing Updates

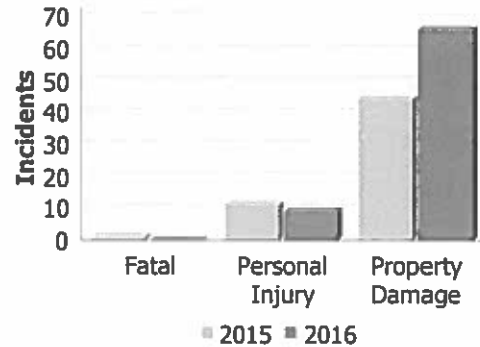
Detachment Initiatives	
Crime and Traffic Campaigns/Initiatives:	Focused Patrol - Property Crime Dunnville and Dunnville Rural Focused Patrol - Speeding Rainham Rd.

Detachment Emergency Planning Activities

Police Services Board Report for Haldimand County
Collision Reporting System
December - 2016

Motor Vehicle Collisions by Type

Incidents	December			Year to Date - December		
	2015	2016	% Change	2015	2016	% Change
Fatal	1	0	-100.0%	1	5	400.0%
Personal Injury	11	9	-18.2%	122	152	24.6%
Property Damage	44	66	50.0%	414	514	24.2%
Total	56	75	33.9%	537	671	25.0%



Fatalities in Detachment Area

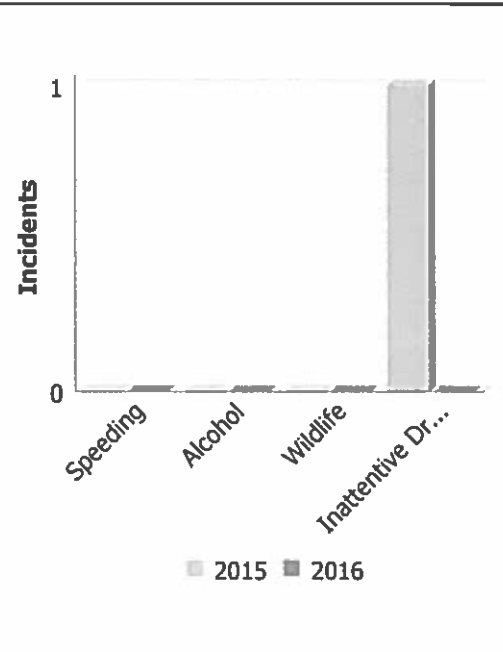
Incidents		December			Year to Date - December		
		2015	2016	% Change	2015	2016	% Change
Motor Vehicle Collision	Fatal Incidents	1	0	-100.0%	1	5	400.0%
	Alcohol Related	0	0	--	0	0	--
Off-Road Vehicle	Fatal Incidents	0	0	--	0	0	--
	Alcohol Related	0	0	--	0	0	--
Motorized Snow Vehicle	Fatal Incidents	0	0	--	0	0	--
	Alcohol Related	0	0	--	0	0	--
Persons Killed		December			Year to Date - December		
		2015	2016	% Change	2015	2016	% Change
Motor Vehicle Collision		1	0	-100.0%	1	6	500.0%
Off-Road Vehicle		0	0	--	0	0	--
Motorized Snow Vehicle		0	0	--	0	0	--

Police Services Board Report for Haldimand County
Collision Reporting System
December - 2016

Primary Causal Factors in Fatal Motor Vehicle Collisions

Incidents	December			Year to Date - December		
	2015	2016	% Change	2015	2016	% Change
Speeding as a contributing factor	0	0	0	0	1	0
Where alcohol is involved	0	0	0	0	0	0
Wildlife as a contributing factor	0	0	0	0	0	0
Inattentive driver as a contributing factor	1	0	-100.00%	1	0	-100.00%

Persons Killed	December			Year to Date - December		
	2015	2016	% Change	2015	2016	% Change
Seatbelt as a contributing factor	0	0	0	0	0	0



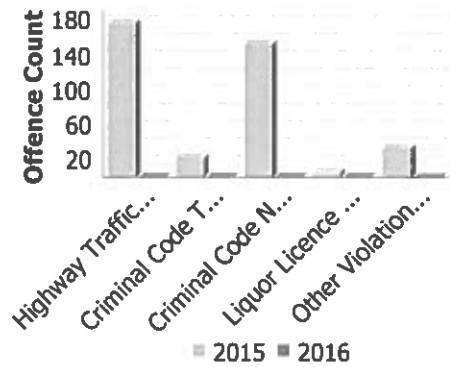
Data Utilized

- SQL online application reporting system – OPP CRS 2.3.09
- Collision Reporting System Business Intelligence Cube

**Police Services Board Report for Haldimand County
Integrated Court Offence Network
December - 2016**

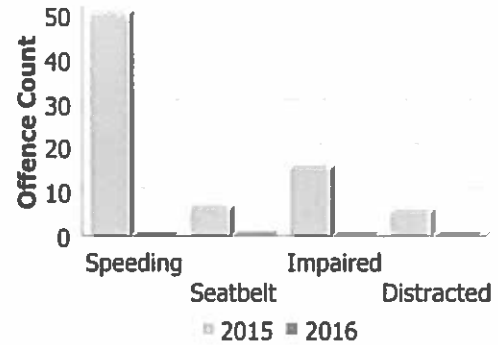
Criminal Code and Provincial Statute Charges Laid

Offence Count	December			Year to Date - December		
	2015	2016	% Change	2015	2016	% Change
Highway Traffic Act	176	0	-100.0%	3,326	1,761	-47.1%
Criminal Code Traffic	22	0	-100.0%	232	168	-27.6%
Criminal Code Non-Traffic	152	0	-100.0%	1,148	740	-35.5%
Liquor Licence Act	6	0	-100.0%	139	111	-20.1%
Other Violations	33	0	-100.0%	559	359	-35.8%
All Violations	389	0	-100.0%	5,404	3,139	-41.9%



Traffic Related Charges

Offence Count	December			Year to Date - December		
	2015	2016	% Change	2015	2016	% Change
Speeding	50	0	-100.0%	1,550	673	-56.6%
Seatbelt	6	0	-100.0%	105	64	-39.0%
Impaired	15	0	-100.0%	148	113	-23.6%
Distracted	5	0	-100.0%	122	46	-62.3%



Integrated Court Offence Network data is updated on a monthly basis: Data could be as much as a month and a half behind.

Data Utilized

- Ministry of Attorney General, Integrated Court Offence Network
- Integrated Court Offence Network Charge Business Intelligence Cube

2016 - Foot Patrol Hours - Haldimand County



2016	Caledonia	Cayuga	Dunnville	Hagersville	Jarvis	Selkirk	Provincial Parks	Total
January	41.75	95.5	55	43.25	2	2.5	0	240
February	58.25	39	62.75	28.5	2.5	0.5	0	191.5
March	29	102.75	52.5	33.5	5.5	2	0	223.25
April	24.25	63.5	45	18.5	0.5	0	0	151.75
May	17.75	51.75	33.25	9	1	1	1	114.75
June	21.5	21.5	50	11.25	4.5	1.5	2.5	112.75
July	24.5	57	28.25	7	1.5	2	0.5	120.75
August	14.25	23.75	25.25	4.75	0	1.5	0.5	70
September	20.25	43.25	31.5	2.25	0	2.5	0.75	100.5
October	25.25	62	38.75	8.25	0	0.5	0.5	135.25
November	13.25	51.75	38.25	10.75	2.25	1.5	0	112.75
December	19.5	49.25	58.5	8	1.5	2	0	138.75



HALDIMAND COUNTY O.P.P.

REPORT FOR THE POLICE SERVICES BOARD

REVENUES GENERATED FOR THE MONTH OF NOVEMBER 2016

REVENUE GENERATED - DEPOSITED TO HALDIMAND COUNTY	CURRENT	YTD COMPARISON	
		2015	2016
TRAFFIC & OCCURRENCE REPORTS	\$718.62	\$11,292.60	\$8,777.43
ITCI REPORTS (TECHNICAL COLLISION)	0.00	1,000.00	1,069.91
BACKGROUND CHECKS (includes additional copy fee)	4,717.01	52,642.01	49,645.06
ACCIDENT RECONSTRUCTION REPORTS (incl In Occ reports)	0.00	0.00	0.00
FALSE ALARM FEES - <i>INITIAL REGISTRATION OR RENEWAL FEE ONLY</i>	0.00	114.02	238.92
MISCELLANEOUS REVENUES (INCLUDES BEER BOTTLE RETURNS)	0.00	92.55	17.70
TAX COLLECTED	97.37	1,710.46	1,334.69
OVERPAYMENTS	0.00	4.00	0.00
REVENUES GENERATED FOR HALDIMAND COUNTY	\$5,533.00	\$66,855.64	\$61,083.71
		-\$5,771.93 decrease	

REVENUES GENERATED - DEPOSITED DIRECTLY TO POLICE SERVICES	CURRENT	2015	2016
UNCLAIMED PROPERTY	\$0.00	\$0.00	\$0.00

	CURRENT	YTD REVENUES	
		2015	2016
TOTAL REVENUES FOR THE MONTH OF NOVEMBER 2016	\$5,533.00	\$66,855.64	\$61,083.71
		-\$5,771.93 decrease	



HALDIMAND COUNTY O.P.P.

REPORT FOR THE POLICE SERVICES BOARD

REVENUES GENERATED FOR THE MONTH OF DECEMBER 2016

REVENUE GENERATED - DEPOSITED TO HALDIMAND COUNTY	CURRENT	YTD COMPARISON	
		2015	2016
TRAFFIC & OCCURRENCE REPORTS	\$307.98	\$11,908.56	\$9,085.41
TTCI REPORTS (TECHNICAL COLLISION)	569.91	1,000.00	1,639.82
BACKGROUND CHECKS (includes additional copy fee)	3,341.86	56,401.51	52,953.92
ACCIDENT RECONSTRUCTION REPORTS (incl In Occ reports)	0.00	0.00	0.00
FALSE ALARM FEES - INITIAL REGISTRATION OR RENEWAL FEE ONLY	39.82	189.24	278.73
MISCELLANEOUS REVENUES (INCLUDES BEER BOTTLE RETURNS)	0.00	92.55	17.70
HST COLLECTED	120.43	1,804.88	1,455.12
OVERPAYMENTS	0.00	4.00	0.00
REVENUES GENERATED FOR HALDIMAND COUNTY	\$4,380.00	\$71,400.74	\$65,430.70
		-\$5,970.04 decrease	

REVENUES GENERATED - DEPOSITED DIRECTLY TO POLICE SERVICES	CURRENT	2015	2016
UNCLAIMED PROPERTY	\$0.00	\$0.00	\$0.00

TOTAL REVENUES FOR THE MONTH OF DECEMBER 2016	CURRENT	YTD REVENUES	
		2015	2016
	\$4,380.00	\$71,400.74	\$65,430.70
		-\$5,970.04 decrease	



Summary of Activities – November 2016

Tip Activity

- There have been 507 anonymous tips received so far this year. (not including update calls (approx. 120/month) or admin calls (u/k)).

Statistics

Arrests
Narcotics Seized
Property Recovered
Charges Laid

Since Inception

2044
\$42,399,086
\$5,629,039
5,977

Student Crime Stoppers

- New Student Crime Stoppers program in Dunville. Attended to present the students with T-shirts they designed, Crime Stoppers partnered with Optimist Club in paying for the shirts.
- Hagersville High School held its Commencement on November 4, 2016, Crime Stoppers presented Zoe Whitman - Regional Crime Stoppers Award
- Met with staff at Holy Trinity re: Student Crime Stoppers program within the school.

Promotions/Presentations/Meetings

- Participated in/presented to/met with/gave promotional items to: Hagersville Library, Caledonia Food Bank.
- Participate in the Tillsonburg Christmas Parade

Media Relations Conducted our usual media relations throughout the month (Crime of the Week, etc.).

- Continued writing script for East Link Cable / 92.9 The Grand re partnerships featuring unsolved crimes for Norfolk, Haldimand and Tillsonburg.

Fundraising

- Spring Gala set for May 4, 2017
- Date to be set for 2017 Golf Tournament

Nationally / Internationally

- Nil

Other

- Chairperson Neil Unwin continues to serve as the President of Haldimand, Norfolk and Tillsonburg as well as President of the OACS.
- Brant-Brantford Crime Stoppers, continue to assist with tip taking & management
- Actively seeking new board members.

cc: Inspector Horvat, Inspector Nash, Inspector Carter



Summary of Activities – December 2016

Tip Activity

- There have been 529 anonymous tips received so far this year. (not including update calls (approx. 120/month) or admin calls (u/k)).

Statistics

Arrests
Narcotics Seized
Property Recovered
Charges Laid

Since Inception

2048
\$42,402,086
\$5,629,179
5,994

Student Crime Stoppers

- Attended MacKinnon Park High School Student Crime Stoppers breakfast, assisted in paying for a portion of the breakfast. Also, donated items for the raffle table.
- The William Robert Courtnage Community Service Bursary distributed to all high schools within Haldimand, Norfolk and Tillsonburg.

Promotions/Presentations/Meetings

- Participated in/presented to/met with/gave promotional items to:
- Participate in the Cayuga Christmas Parade and the Delhi Christmas Parade.
- Sponsored two displays at the Simcoe Christmas Panorama.

Media Relations Conducted our usual media relations throughout the month (Crime of the Week, etc.).

- Continued writing script for East Link Cable / 92.9 The Grand re partnerships featuring unsolved crimes for Norfolk, Haldimand and Tillsonburg.
- Public service announcement produced with CHCH television.
- Produced Christmas greetings with local radio station.

Fundraising

- Spring Gala set for May 4, 2017
- Date to be set for 2017 Golf Tournament

Nationally / Internationally

- January is Crime Stoppers Month across Canada and the world with the theme in 2017 of 'See something...hear something...say something'. Crime Stoppers programs across the country, and the world, will be busy promoting Crime Stoppers in general and this theme specifically.

Other

- Actively seeking new board members.
- Chairperson Neil Unwin continues to serve as the President of Haldimand, Norfolk and Tillsonburg as well as President of the OACS.
- Brant-Brantford Crime Stoppers, continue to assist with tip taking & management

cc: Inspector Horvat, Inspector Hymers, Inspector Carter