



## **HALDIMAND COUNTY O.P.P. DETACHMENT**

### **REPORT FOR THE POLICE SERVICES BOARD**

**OCTOBER 2016 STATISTICS**

Please find enclosed our detachment's statistics for the month and other items of interest for the Board's information.

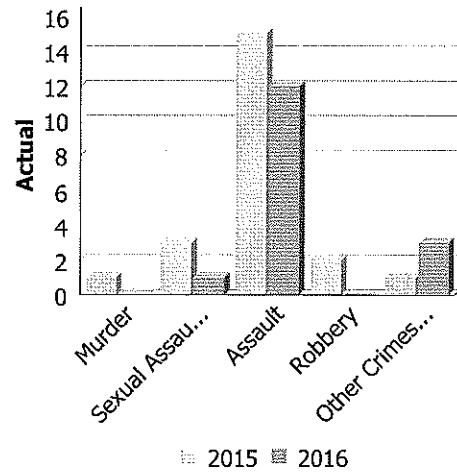
P. Carter, Inspector/Detachment Commander

- 1) Statistical Review - PSB Template**
- 2) Foot Patrol Hours**
- 3) Revenues Generated**
- 4) Crimestoppers - Summary of Activities**

**Police Services Board Report for Haldimand County**  
**Records Management System**  
**October - 2016**

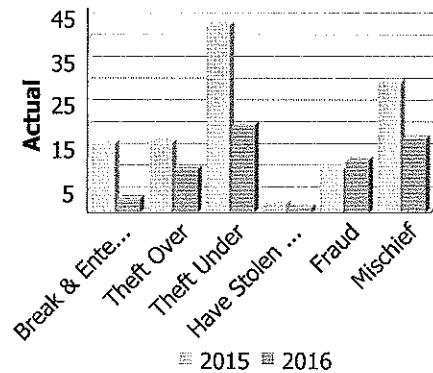
**Violent Crime**

Actual	October			Year to Date - October		
	2015	2016	% Change	2015	2016	% Change
Murder	1	0	-100.0%	1	0	-100.0%
Other Offences Causing Death	0	0	--	0	0	--
Attempted Murder	0	0	--	0	0	--
Sexual Assault	3	1	-66.7%	20	22	10.0%
Assault	15	12	-20.0%	118	114	-3.4%
Abduction	0	0	--	0	0	--
Robbery	2	0	-100.0%	6	4	-33.3%
Other Crimes Against a Person	1	3	200.0%	41	31	-24.4%
<b>Total</b>	<b>22</b>	<b>16</b>	<b>-27.3%</b>	<b>186</b>	<b>171</b>	<b>-8.1%</b>



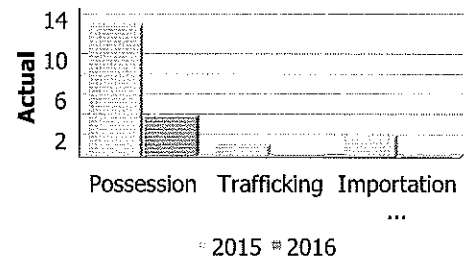
**Property Crime**

Actual	October			Year to Date - October		
	2015	2016	% Change	2015	2016	% Change
Arson	0	0	--	19	2	-89.5%
Break & Enter	16	3	-81.2%	159	96	-39.6%
Theft Over	16	10	-37.5%	104	131	26.0%
Theft Under	43	20	-53.5%	289	268	-7.3%
Have Stolen Goods	2	1	-50.0%	12	10	-16.7%
Fraud	10	12	20.0%	95	108	13.7%
Mischief	30	17	-43.3%	244	169	-30.7%
<b>Total</b>	<b>117</b>	<b>63</b>	<b>-46.2%</b>	<b>922</b>	<b>784</b>	<b>-15.0%</b>



**Drug Crime**

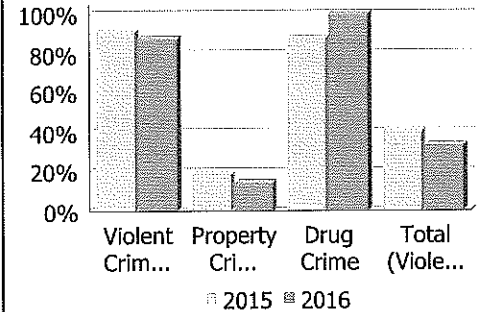
Actual	October			Year to Date - October		
	2015	2016	% Change	2015	2016	% Change
Possession	13	4	-69.2%	45	42	-6.7%
Trafficking	1	0	-100.0%	7	7	0.0%
Importation and Production	2	0	-100.0%	3	3	0.0%
<b>Total</b>	<b>16</b>	<b>4</b>	<b>-75.0%</b>	<b>55</b>	<b>52</b>	<b>-5.5%</b>



**Police Services Board Report for Haldimand County**  
**Records Management System**  
**October - 2016**

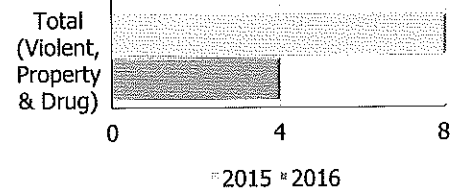
**Clearance Rate**

Clearance Rate	October			Year to Date - October		
	2015	2016	Difference	2015	2016	Difference
Violent Crime	90.9%	87.5%	-3.4%	86.6%	92.4%	5.8%
Property Crime	18.8%	14.3%	-4.5%	21.7%	22.2%	0.5%
Drug Crime	87.5%	100.0%	12.5%	92.7%	90.4%	-2.4%
<b>Total (Violent, Property &amp; Drug)</b>	<b>40.4%</b>	<b>33.3%</b>	<b>-7.0%</b>	<b>39.1%</b>	<b>40.6%</b>	<b>1.5%</b>



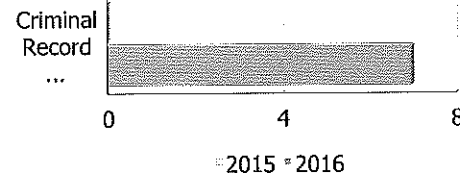
**Unfounded**

Unfounded	October			Year to Date - October		
	2015	2016	% Change	2015	2016	% Change
Total (Violent, Property & Drug)	8	4	-50.0%	86	61	-29.1%



**Criminal Record and Vulnerable Sector Screening Checks**

Actual	October			Year to Date - October		
	2015	2016	% Change	2015	2016	% Change
Criminal Record Checks	0	7	--	216	161	-25.5%
Vulnerable Sector Screening Checks	0	0	--	0	0	--



Data contained within this report is dynamic in nature and numbers will change over time as the Ontario Provincial Police continue to investigate and solve crime.

**Data Utilized**

- Major Crimes
- Niche RMS All Offence Level Business Intelligence Cube

**Police Services Board Report for Haldimand County  
2016/Oct**

<b>Public Complaints</b>	
Policy	0
Service	0
Conduct	0

**Date information collected from Professional Standards Bureau Commander Reports:** 2016-11-15

**Data Source**

Ontario Provincial Police, Professional Standards Bureau Commander Reports

- Includes all public policy, service and conduct complaints submitted to the Office of the Independent Police Review Director (OIPRD)

<b>Secondary Employment</b>
-----------------------------

<b>Intelligence Led Policing - Crime Abatement Strategy</b>	
Number of Offenders in Program	17
Number of Offenders Charged	0
Number of Charges Laid	0
Number of Checks Performed	2

**Date information was collected from Records Management System:** 2016-11-15

<b>Daily Activity Reporting Patrol Hours</b>	
<b>Total Hours</b>	<b>2016/Oct</b>
Number of Cruiser Patrol Hours	911.25
Number of Motorcycle Patrol Hours	0.00
Number of Marine Patrol Hours	6.50
Number of ATV Patrol Hours	0.00
Number of Snowmobile Patrol Hours	0.00
Number of Bicycle Patrol Hours	0.00
Number of Foot Patrol Hours	135.25
Number of School Patrol Hours	36.50

**Data source (Daily Activity Reporting System) date:** 2016/11/12

<b>Detachment Initiatives</b>	
Number of Targeted Media Releases:	23 Targeted Media releases
Crime and Traffic Campaigns/Initiatives:	Focused patrol traffic enforcement big four plus Commercial Motor Vehicle - Dunnville - Various locations - 9.75 hours invested - 3 Charges laid Focused patrol Property crime (theft, mischief, break and enter, etc) - Dunnville - Various locations 13.5hrs dedicated.

**Detachment:** 6C - HALDIMAND COUNTY

**Location code(s):** 6C00 - HALDIMAND COUNTY, 6C01 - HALDIMAND COUNTY (Haldimand (MI))

**Report Generated on:**

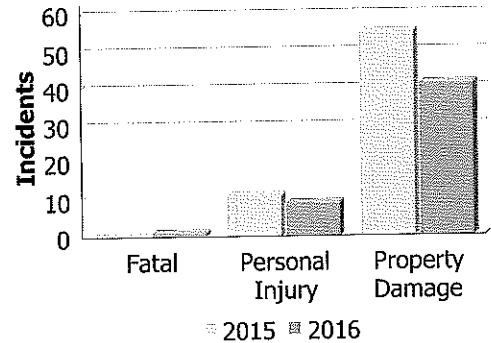
Nov 15, 2016 8:56:37 AM

PP-CSC-Operational Planning-4300

**Police Services Board Report for Haldimand County**  
**Collision Reporting System**  
**October - 2016**

**Motor Vehicle Collisions by Type**

Incidents	October			Year to Date - October		
	2015	2016	% Change	2015	2016	% Change
Fatal	0	1	--	0	5	--
Personal Injury	11	9	-18.2%	138	129	-6.5%
Property Damage	55	41	-25.5%	474	379	-20.0%
<b>Total</b>	<b>66</b>	<b>51</b>	<b>-22.7%</b>	<b>612</b>	<b>513</b>	<b>-16.2%</b>



**Fatalities in Detachment Area**

Incidents		October			Year to Date - October		
		2015	2016	% Change	2015	2016	% Change
Motor Vehicle Collision	Fatal Incidents	0	1	--	0	5	--
	Alcohol Related	0	0	--	0	0	--
Off-Road Vehicle	Fatal Incidents	0	0	--	0	0	--
	Alcohol Related	0	0	--	0	0	--
Motorized Snow Vehicle	Fatal Incidents	0	0	--	0	0	--
	Alcohol Related	0	0	--	0	0	--

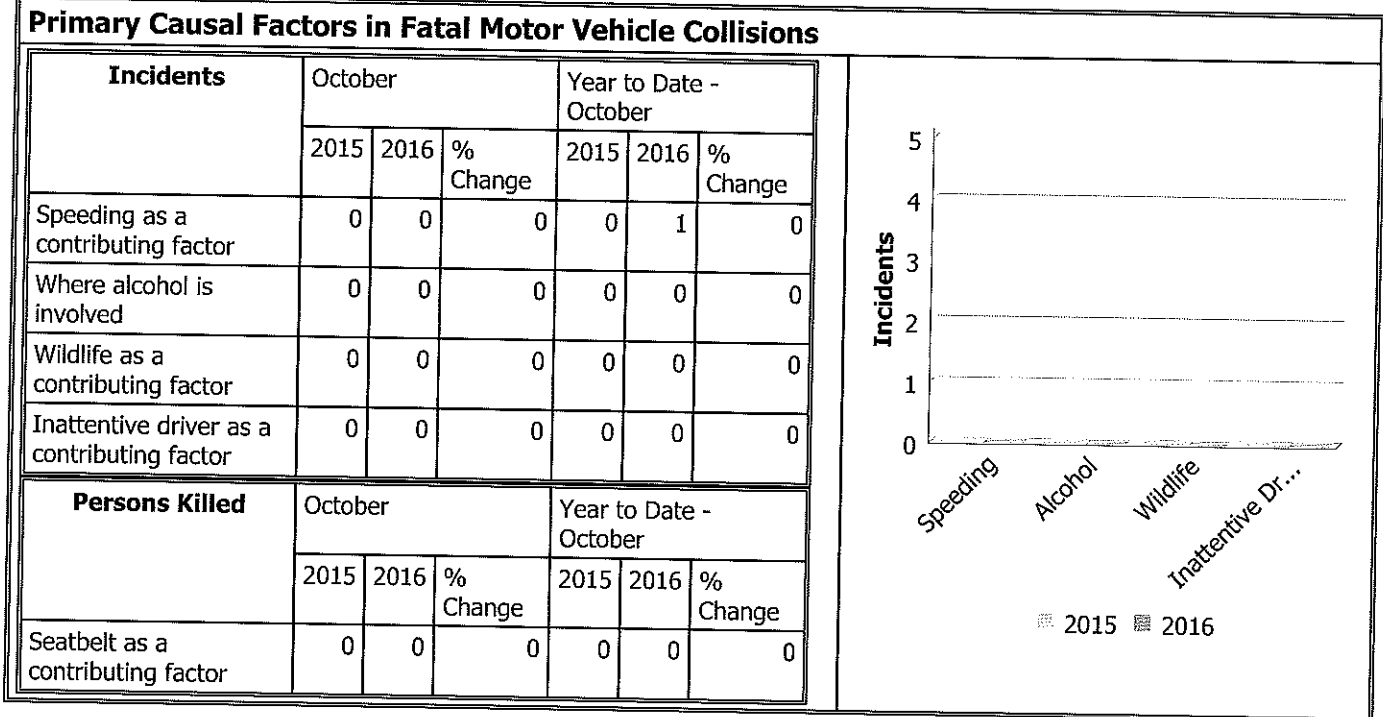
  

Persons Killed	October			Year to Date - October		
	2015	2016	% Change	2015	2016	% Change
Motor Vehicle Collision	0	1	--	0	6	--
Off-Road Vehicle	0	0	--	0	0	--
Motorized Snow Vehicle	0	0	--	0	0	--

**Detachment:** 6C - HALDIMAND COUNTY  
**Location code(s):** 6C00-HALDIMAND COUNTY, 6C01-HALDIMAND COUNTY (Haldimand (MI))  
**Data source date:**  
 2016/11/13

**Report Generated on:**  
 Nov 15, 2016 9:17:42 AM  
 PP-CSC-Operational Planning-4300

**Police Services Board Report for Haldimand County  
Collision Reporting System  
October - 2016**



**Data Utilized**

- SQL online application reporting system – OPP CRS 2.3.09
- Collision Reporting System Business Intelligence Cube

**Detachment:** 6C - HALDIMAND COUNTY

**Location code(s):** 6C00-HALDIMAND COUNTY, 6C01-HALDIMAND COUNTY (Haldimand (MI))

**Data source date:**

2016/11/13

**Report Generated by:**

**Report Generated on:**

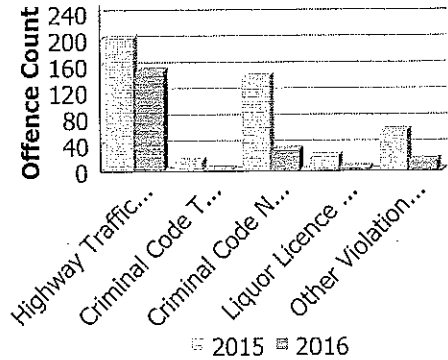
Nov 15, 2016 9:17:42 AM

PP-CSC-Operational Planning-4300

**Police Services Board Report for Haldimand  
Integrated Court Offence Network  
October - 2016**

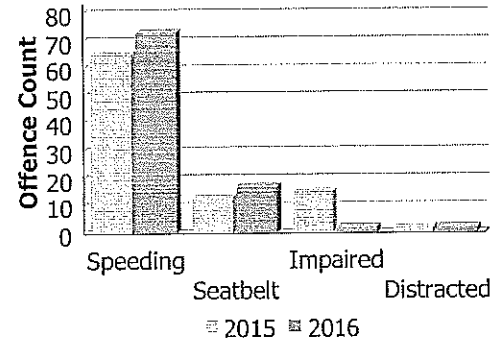
**Criminal Code and Provincial Statute Charges Laid**

Offence Count	October			Year to Date - October		
	2015	2016	% Change	2015	2016	% Change
Highway Traffic Act	203	152	-25.1%	2,931	1,618	-44.8%
Criminal Code Traffic	15	2	-86.7%	189	160	-15.3%
Criminal Code Non-Traffic	144	32	-77.8%	920	660	-28.3%
Liquor Licence Act	23	4	-82.6%	124	105	-15.3%
Other Violations	61	15	-75.4%	465	339	-27.1%
<b>All Violations</b>	<b>446</b>	<b>205</b>	<b>-54.0%</b>	<b>4,629</b>	<b>2,882</b>	<b>-37.7%</b>



**Traffic Related Charges**

Offence Count	October			Year to Date - October		
	2015	2016	% Change	2015	2016	% Change
Speeding	65	73	12.3%	1,444	616	-57.3%
Seatbelt	13	17	30.8%	96	64	-33.3%
Impaired	15	2	-86.7%	122	106	-13.1%
Distracted	2	2	0.0%	108	45	-58.3%



Integrated Court Offence Network data is updated on a monthly basis: Data could be as much as a month and a half behind.

**Data Utilized**

- Ministry of Attorney General, Integrated Court Offence Network
- Integrated Court Offence Network Charge Business Intelligence Cube

## 2016 - Foot Patrol Hours - Haldimand County



2016	Caledonia	Cayuga	Dunnville	Hagersville	Jarvis	Selkirk	Provincial Parks	Total
January	41.75	95.5	55	43.25	2	2.5	0	240
February	58.25	39	62.75	28.5	2.5	0.5	0	191.5
March	29	102.75	52.5	33.5	5.5	2	0	225.25
April	24.25	63.5	45	18.5	0.5	0	0	151.75
May	17.75	51.75	33.25	9	1	1	1	114.75
June	21.5	21.5	50	11.25	4.5	1.5	2.5	112.75
July	24.5	57	28.25	7	1.5	2	0.5	120.75
August	14.25	23.75	25.25	4.75	0	1.5	0.5	70
September	20.25	43.25	31.5	2.25	0	2.5	0.75	100.5
October	25.25	62	38.75	8.25	0	0.5	0.5	135.25





# HALDIMAND COUNTY O.P.P.

## REPORT FOR THE POLICE SERVICES BOARD

### REVENUES GENERATED FOR THE MONTH OF OCTOBER 2016

<b>REVENUE GENERATED - DEPOSITED TO HALDIMAND COUNTY</b>	<b>CURRENT</b>	<b>YTD COMPARISON</b>	
		<b>2015</b>	<b>2016</b>
TRAFFIC & OCCURRENCE REPORTS	\$821.28	\$10,471.32	\$8,058.81
TTCI REPORTS (TECHNICAL COLLISION)	0.00	1,000.00	1,069.91
BACKGROUND CHECKS (includes additional copy fee)	4,195.43	48,413.58	44,928.05
ACCIDENT RECONSTRUCTION REPORTS (incl In Occ reports)	0.00	0.00	0.00
FALSE ALARM FEES - <i>INITIAL REGISTRATION OR RENEWAL FEE ONLY</i>	0.00	114.02	238.92
MISCELLANEOUS REVENUES (INCLUDES BEER BOTTLE RETURNS)	0.00	92.55	17.70
HST COLLECTED	107.29	1,522.93	1,237.32
OVERPAYMENTS	0.00	4.00	0.00
<b>REVENUES GENERATED FOR HALDIMAND COUNTY</b>	<b>\$5,124.00</b>	<b>\$61,618.40</b>	<b>\$55,550.71</b>
		-\$6,067.69 decrease	

<b>REVENUES GENERATED - DEPOSITED DIRECTLY TO POLICE SERVICE</b>	<b>CURRENT</b>	<b>2015</b>	<b>2016</b>
UNCLAIMED PROPERTY	\$0.00	\$0.00	\$0.00

	<b>CURRENT</b>	<b>YTD REVENUES</b>	
		<b>2015</b>	<b>2016</b>
<b>TOTAL REVENUES FOR THE MONTH OF OCTOBER 2016</b>	<b>\$5,124.00</b>	<b>\$61,618.40</b>	<b>\$55,550.71</b>
		-\$6,067.69 decrease	



## Summary of Activities – October 2016

### Tip Activity

- There have been 463 anonymous tips received so far this year. (not including update calls (approx. 120/month) or admin calls (u/k)).

#### Statistics

Arrests  
Narcotics Seized  
Property Recovered  
Charges Laid

#### Since Inception

2044  
\$42,399,086  
\$5,629,039  
5,977

### Student Crime Stoppers

- Schools are back up and running, new Student Crime Stoppers program commencing at Dunnville High School, partnering with Dunnville Optimist Club to purchase Student Crime Stoppers shirts for the students.

### Promotions/Presentations/Meetings

- Participated in/presented to/met with/gave promotional items to: Norfolk County Fair and Horse Show, donated items Student Crime Stoppers-Dunnville, as well as PTSD Symposium put on by Canadian Mental Health.

### Media Relations

- Conducted our usual media relations throughout the month (Crime of the Week, etc.).
- Continued writing script for East Link Cable / Country 92.9 FM re partnerships featuring unsolved crimes for Norfolk, Haldimand and Tillsonburg.
- Public service announcement aired with CH TV - Deer Poaching.

### Fundraising

- Run Against Crime – deferred to next year
- Gala 2017

### Nationally / Internationally

- President Neil Unwin attended the Crime Stoppers International Conference in Trinidad and Tobago October 2016. The event went well with many Crime Stoppers programs from around the world in attendance. Canada was successful with awards and Ontario was represented very well. Many presenters and topics discussed, overall the conference was a success.

### Other

- Chairperson Neil Unwin continues to serve as the President of Haldimand, Norfolk and Tillsonburg as well as President of the OACS.
- 6 month meeting regarding Brant-Brantford Crime Stoppers, continue to assist with tip taking & management
- South West Zone meeting held in London, ON. 12 Crime Stoppers programs in attendance.

cc: Inspector Horvat, Inspector Nash, Inspector Carter