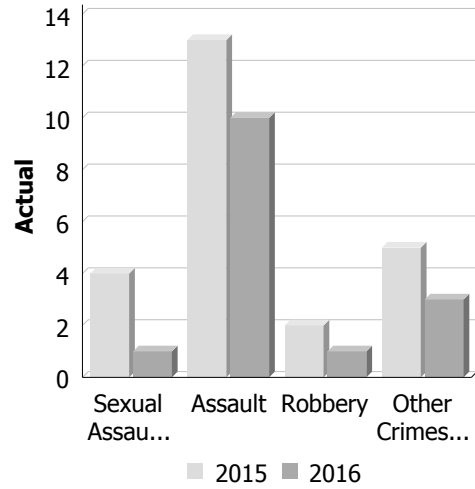


**Police Services Board Report for Haldimand County
Records Management System
May - 2016**

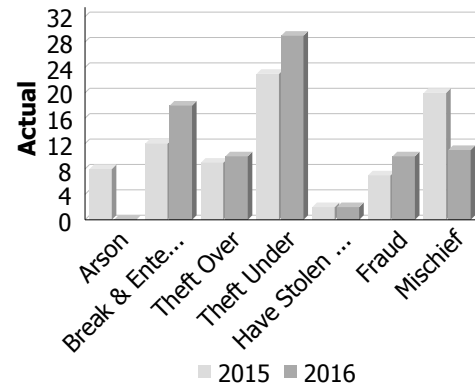
Violent Crime

Actual	May			Year to Date - May		
	2015	2016	% Change	2015	2016	% Change
Murder	0	0	--	0	0	--
Other Offences Causing Death	0	0	--	0	0	--
Attempted Murder	0	0	--	0	0	--
Sexual Assault	4	1	-75.0%	9	12	33.3%
Assault	13	10	-23.1%	47	46	-2.1%
Abduction	0	0	--	0	0	--
Robbery	2	1	-50.0%	3	2	-33.3%
Other Crimes Against a Person	5	3	-40.0%	17	15	-11.8%
Total	24	15	-37.5%	76	75	-1.3%



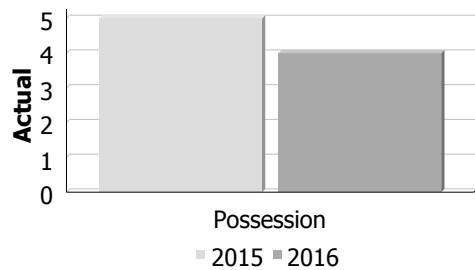
Property Crime

Actual	May			Year to Date - May		
	2015	2016	% Change	2015	2016	% Change
Arson	8	0	-100.0%	9	0	-100.0%
Break & Enter	12	18	50.0%	68	50	-26.5%
Theft Over	9	10	11.1%	35	73	108.6%
Theft Under	23	29	26.1%	126	109	-13.5%
Have Stolen Goods	2	2	0.0%	3	5	66.7%
Fraud	7	10	42.9%	37	45	21.6%
Mischief	20	11	-45.0%	107	60	-43.9%
Total	81	80	-1.2%	385	342	-11.2%



Drug Crime

Actual	May			Year to Date - May		
	2015	2016	% Change	2015	2016	% Change
Possession	5	4	-20.0%	14	18	28.6%
Trafficking	0	0	--	2	4	100.0%
Importation and Production	0	0	--	0	1	--
Total	5	4	-20.0%	16	23	43.8%



**Police Services Board Report for Haldimand County
Records Management System
May - 2016**

Clearance Rate	May			Year to Date - May		
	2015	2016	Difference	2015	2016	Difference
Violent Crime	75.0%	86.7%	11.7%	81.6%	92.0%	10.4%
Property Crime	18.5%	11.2%	-7.3%	28.3%	19.0%	-9.3%
Drug Crime	100.0%	100.0%	0.0%	93.8%	87.0%	-6.8%
Total (Violent, Property & Drug)	38.5%	29.1%	-9.3%	42.9%	37.4%	-5.5%

Unfounded						
Unfounded	May			Year to Date - May		
	2015	2016	% Change	2015	2016	% Change
Total (Violent, Property & Drug)	10	3	-70.0%	38	20	-47.4%

Criminal Record and Vulnerable Sector Screening Checks						
Actual	May			Year to Date - May		
	2015	2016	% Change	2015	2016	% Change
Criminal Record Checks	0	17	--	216	79	-63.4%
Vulnerable Sector Screening Checks	0	0	--	0	0	--

Data contained within this report is dynamic in nature and numbers will change over time as the Ontario Provincial Police continue to investigate and solve crime.

Data Utilized

- Major Crimes
- Niche RMS All Offence Level Business Intelligence Cube

**Police Services Board Report for Haldimand County
2016/May**

Public Complaints	
Policy	0
Service	0
Conduct	0

Date information collected from Professional Standards Bureau Commander Reports: 2016-06-10

Data Source

Ontario Provincial Police, Professional Standards Bureau Commander Reports

- Includes all public policy, service and conduct complaints submitted to the Office of the Independent Police Review Director (OIPRD)

Secondary Employment

Intelligence Led Policing - Crime Abatement Strategy	
Number of Offenders in Program	20
Number of Offenders Charged	2
Number of Charges Laid	5
Number of Checks Performed	6

Date information was collected from Records Management System: 2016-06-10

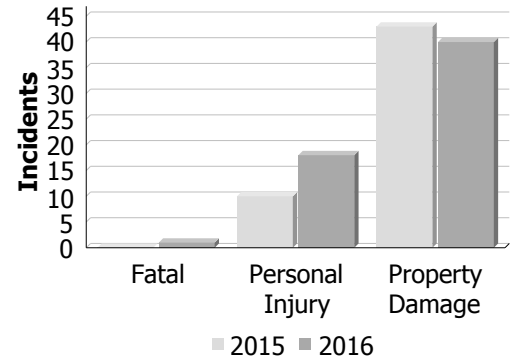
Daily Activity Reporting Patrol Hours	
Total Hours	2016/May
Number of Cruiser Patrol Hours	714.00
Number of Motorcycle Patrol Hours	8.50
Number of Marine Patrol Hours	62.00
Number of ATV Patrol Hours	1.00
Number of Snowmobile Patrol Hours	0.00
Number of Bicycle Patrol Hours	0.00
Number of Foot Patrol Hours	115.75
Number of School Patrol Hours	45.25

Data source (Daily Activity Reporting System) date: 2016/06/07

**Police Services Board Report for Haldimand County
Collision Reporting System
May - 2016**

Motor Vehicle Collisions by Type

Incidents	May			Year to Date - May		
	2015	2016	% Change	2015	2016	% Change
Fatal	0	1	--	0	2	--
Personal Injury	10	18	80.0%	60	62	3.3%
Property Damage	43	40	-7.0%	254	191	-24.8%
Total	53	59	11.3%	314	255	-18.8%

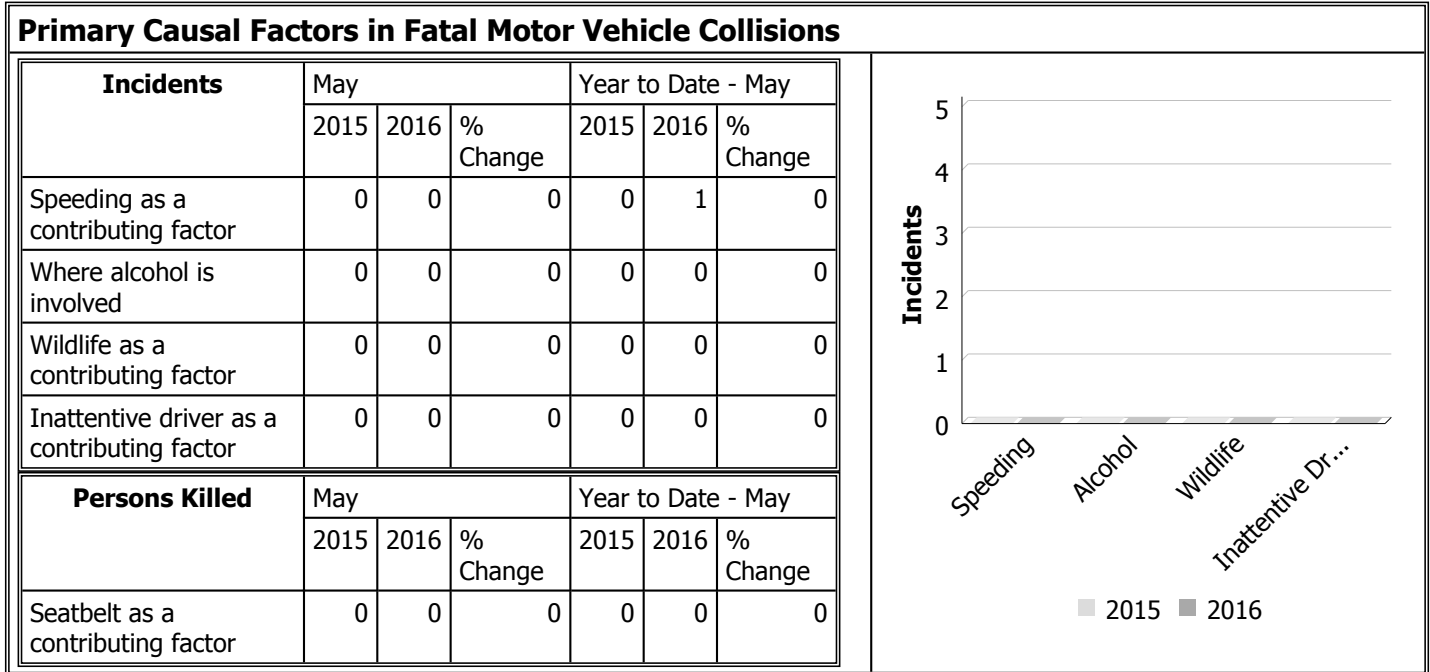


Fatalities in Detachment Area

Incidents		May			Year to Date - May		
		2015	2016	% Change	2015	2016	% Change
Motor Vehicle Collision	Fatal Incidents	0	1	--	0	2	--
	Alcohol Related	0	0	--	0	0	--
Off-Road Vehicle	Fatal Incidents	0	0	--	0	0	--
	Alcohol Related	0	0	--	0	0	--
Motorized Snow Vehicle	Fatal Incidents	0	0	--	0	0	--
	Alcohol Related	0	0	--	0	0	--

Persons Killed	May			Year to Date - May		
	2015	2016	% Change	2015	2016	% Change
Motor Vehicle Collision	0	2	--	0	3	--
Off-Road Vehicle	0	0	--	0	0	--
Motorized Snow Vehicle	0	0	--	0	0	--

**Police Services Board Report for Haldimand County
Collision Reporting System
May - 2016**



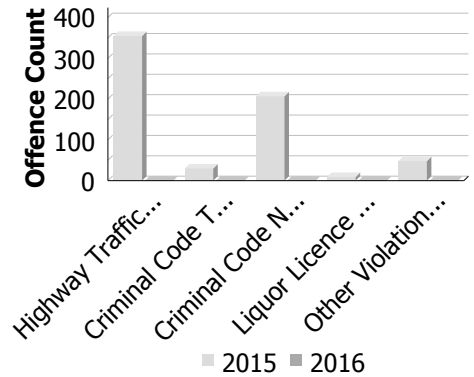
Data Utilized

- SQL online application reporting system – OPP CRS 2.3.09
- Collision Reporting System Business Intelligence Cube

**Police Services Board Report for Haldimand County
Integrated Court Offence Network
May - 2016**

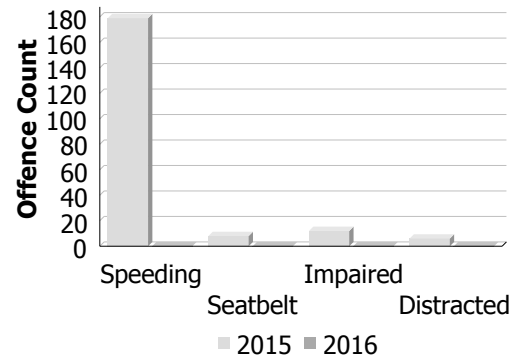
Criminal Code and Provincial Statute Charges Laid

Offence Count	May			Year to Date - May		
	2015	2016	% Change	2015	2016	% Change
Highway Traffic Act	355	0	-100.0%	1,546	646	-58.2%
Criminal Code Traffic	30	0	-100.0%	103	54	-47.6%
Criminal Code Non-Traffic	207	0	-100.0%	502	191	-62.0%
Liquor Licence Act	9	0	-100.0%	36	26	-27.8%
Other Violations	48	0	-100.0%	197	136	-31.0%
All Violations	649	0	-100.0%	2,384	1,053	-55.8%



Traffic Related Charges

Offence Count	May			Year to Date - May		
	2015	2016	% Change	2015	2016	% Change
Speeding	179	0	-100.0%	815	206	-74.7%
Seatbelt	8	0	-100.0%	41	15	-63.4%
Impaired	12	0	-100.0%	58	26	-55.2%
Distracted	6	0	-100.0%	76	31	-59.2%



Integrated Court Offence Network data is updated on a monthly basis: Data could be as much as a month and a half behind.

Data Utilized

- Ministry of Attorney General, Integrated Court Offence Network
- Integrated Court Offence Network Charge Business Intelligence Cube

2016 - Foot Patrol Hours - Haldimand County



2016	Caledonia	Cayuga	Dunnville	Hagersville	Jarvis	Selkirk	Provincial Parks	Total
January	41.75	95.5	55	43.25	2	2.5	0	240
February	58.25	39	62.75	28.5	2.5	0.5	0	191.5
March	29	102.75	52.5	33.5	5.5	2	0	225.25
April	24.25	63.5	45	18.5	0.5	0	0	151.75
May	17.75	51.75	33.25	9	1	1	1	114.75