



HALDIMAND COUNTY O.P.P. DETACHMENT

REPORT FOR THE POLICE SERVICES BOARD

April 2016 STATISTICS

Please find enclosed our detachment's statistics for the month and other items of interest for the Board's information.

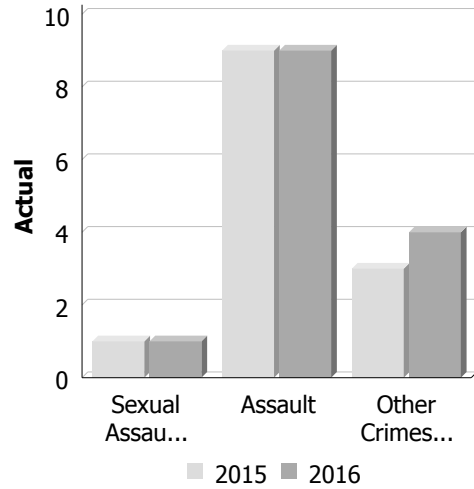
P. Carter, Inspector/Detachment Commander

- 1) Statistical Review - PSB Report Template**
- 2) Revenues Generated**
- 3) Crime Stoppers - Summary of Activities**

**Police Services Board Report for Haldimand County
Records Management System
April - 2016**

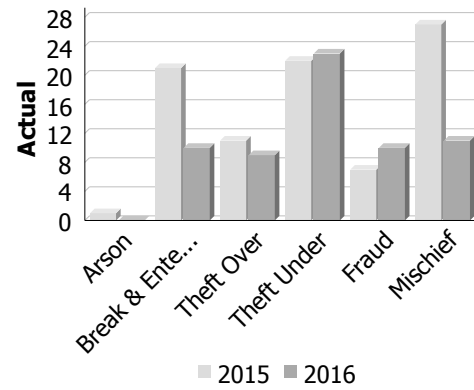
Violent Crime

Actual	April			Year to Date - April		
	2015	2016	% Change	2015	2016	% Change
Murder	0	0	--	0	0	--
Other Offences Causing Death	0	0	--	0	0	--
Attempted Murder	0	0	--	0	0	--
Sexual Assault	1	1	0.0%	5	10	100.0%
Assault	9	9	0.0%	34	36	5.9%
Abduction	0	0	--	0	0	--
Robbery	0	0	--	1	1	0.0%
Other Crimes Against a Person	3	4	33.3%	12	12	0.0%
Total	13	14	7.7%	52	59	13.5%



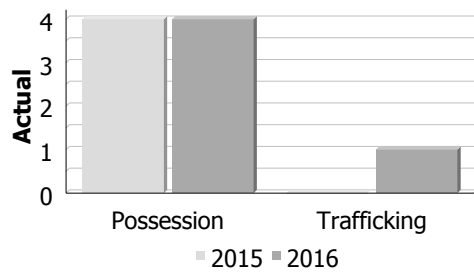
Property Crime

Actual	April			Year to Date - April		
	2015	2016	% Change	2015	2016	% Change
Arson	1	0	-100.0%	1	0	-100.0%
Break & Enter	21	10	-52.4%	56	32	-42.9%
Theft Over	11	9	-18.2%	26	61	134.6%
Theft Under	22	23	4.5%	103	78	-24.3%
Have Stolen Goods	0	0	--	1	3	200.0%
Fraud	7	10	42.9%	30	33	10.0%
Mischief	27	11	-59.3%	87	49	-43.7%
Total	89	63	-29.2%	304	256	-15.8%



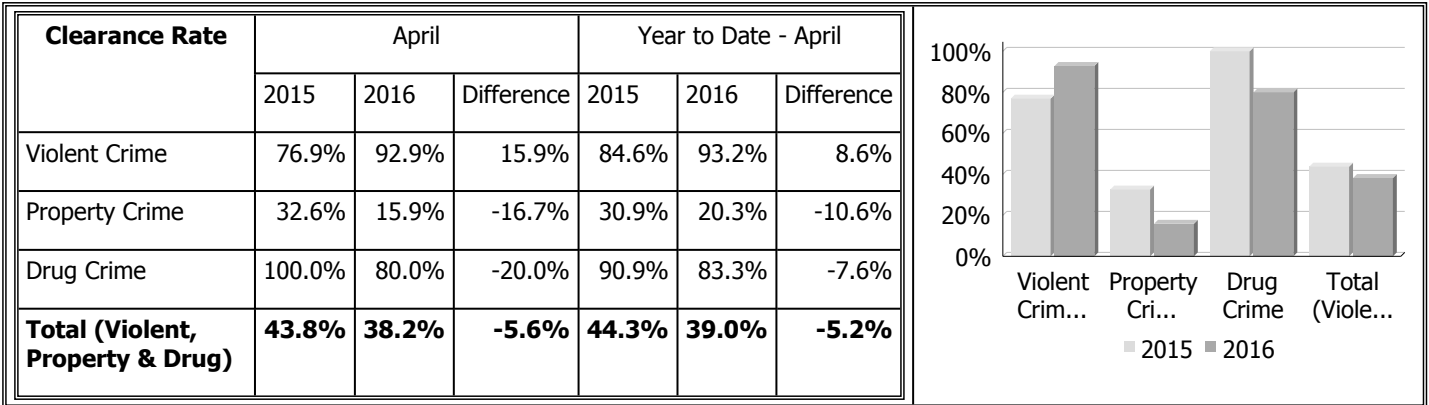
Drug Crime

Actual	April			Year to Date - April		
	2015	2016	% Change	2015	2016	% Change
Possession	4	4	0.0%	9	13	44.4%
Trafficking	0	1	--	2	4	100.0%
Importation and Production	0	0	--	0	1	--
Total	4	5	25.0%	11	18	63.6%

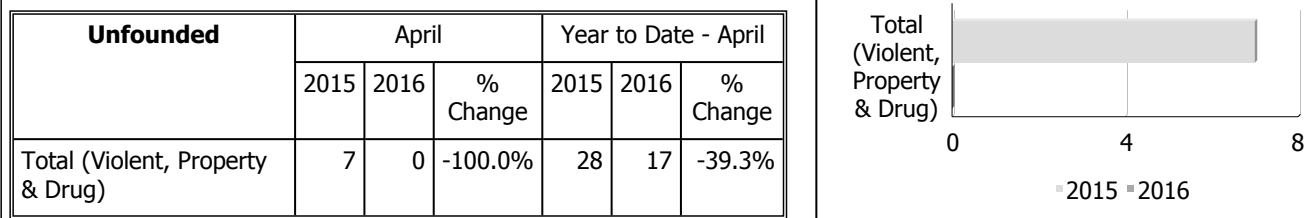


**Police Services Board Report for Haldimand County
Records Management System
April - 2016**

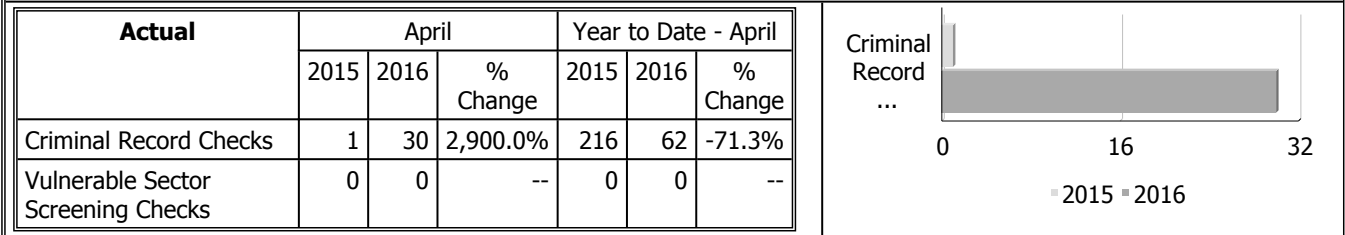
Clearance Rate



Unfounded



Criminal Record and Vulnerable Sector Screening Checks



Data contained within this report is dynamic in nature and numbers will change over time as the Ontario Provincial Police continue to investigate and solve crime.

Data Utilized

- Major Crimes
- Niche RMS All Offence Level Business Intelligence Cube

**Police Services Board Report for Haldimand Count
2016/Apr**

Public Complaints	
Policy	0
Service	0
Conduct	0

Date information collected from Professional Standards Bureau Commander Reports: 2016-05-17

Data Source

Ontario Provincial Police, Professional Standards Bureau Commander Reports

- Includes all public policy, service and conduct complaints submitted to the Office of the Independent Police Review Director (OIPRD)

Secondary Employment

Intelligence Led Policing - Crime Abatement Strategy	
Number of Offenders in Program	18
Number of Offenders Charged	0
Number of Charges Laid	0
Number of Checks Performed	7

Date information was collected from Records Management System: 2016-05-17

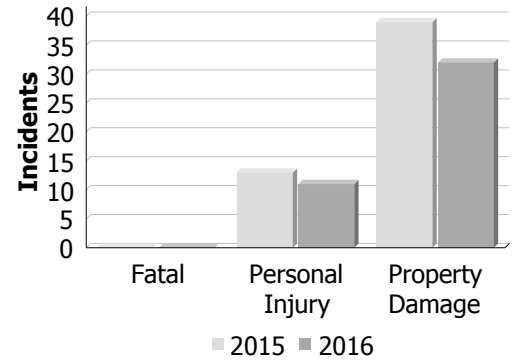
Daily Activity Reporting Patrol Hours	
Total Hours	2016/Apr
Number of Cruiser Patrol Hours	840.75
Number of Motorcycle Patrol Hours	18.25
Number of Marine Patrol Hours	0.00
Number of ATV Patrol Hours	0.00
Number of Snowmobile Patrol Hours	0.00
Number of Bicycle Patrol Hours	0.00
Number of Foot Patrol Hours	151.75
Number of School Patrol Hours	41.00

Data source (Daily Activity Reporting System) date: 2016/05/13

**Police Services Board Report for Haldimand County
Collision Reporting System
April - 2016**

Motor Vehicle Collisions by Type

Incidents	April			Year to Date - April		
	2015	2016	% Change	2015	2016	% Change
Fatal	0	0	--	0	1	--
Personal Injury	13	11	-15.4%	50	44	-12.0%
Property Damage	39	32	-17.9%	211	149	-29.4%
Total	52	43	-17.3%	261	194	-25.7%



Fatalities in Detachment Area

Incidents		April			Year to Date - April		
		2015	2016	% Change	2015	2016	% Change
Motor Vehicle Collision	Fatal Incidents	0	0	--	0	1	--
	Alcohol Related	0	0	--	0	0	--
Off-Road Vehicle	Fatal Incidents	0	0	--	0	0	--
	Alcohol Related	0	0	--	0	0	--
Motorized Snow Vehicle	Fatal Incidents	0	0	--	0	0	--
	Alcohol Related	0	0	--	0	0	--

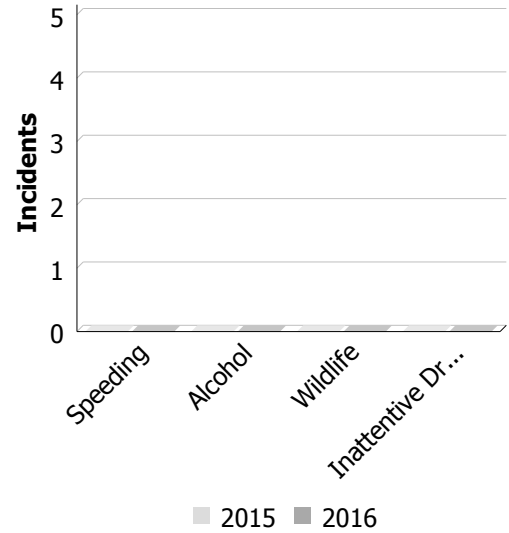
Persons Killed	April			Year to Date - April		
	2015	2016	% Change	2015	2016	% Change
Motor Vehicle Collision	0	0	--	0	1	--
Off-Road Vehicle	0	0	--	0	0	--
Motorized Snow Vehicle	0	0	--	0	0	--

**Police Services Board Report for Haldimand County
Collision Reporting System
April - 2016**

Primary Causal Factors in Fatal Motor Vehicle Collisions

Incidents	April			Year to Date - April		
	2015	2016	% Change	2015	2016	% Change
Speeding as a contributing factor	0	0	0	0	1	0
Where alcohol is involved	0	0	0	0	0	0
Wildlife as a contributing factor	0	0	0	0	0	0
Inattentive driver as a contributing factor	0	0	0	0	0	0

Persons Killed	April			Year to Date - April		
	2015	2016	% Change	2015	2016	% Change
Seatbelt as a contributing factor	0	0	0	0	0	0



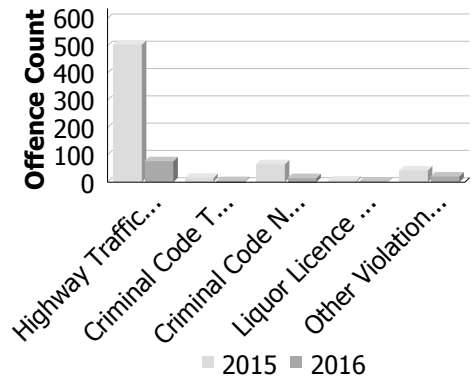
Data Utilized

- SQL online application reporting system – OPP CRS 2.3.09
- Collision Reporting System Business Intelligence Cube

**Police Services Board Report for Haldimand County
Integrated Court Offence Network
April - 2016**

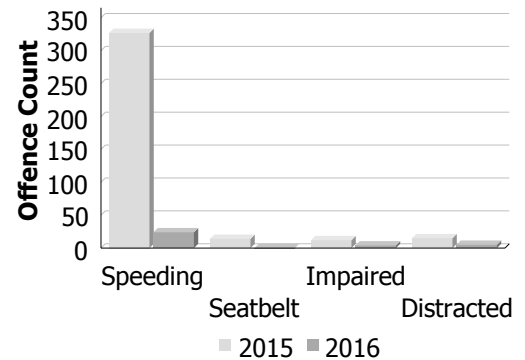
Criminal Code and Provincial Statute Charges Laid

Offence Count	April			Year to Date - April		
	2015	2016	% Change	2015	2016	% Change
Highway Traffic Act	504	77	-84.7%	1,191	646	-45.8%
Criminal Code Traffic	16	4	-75.0%	73	54	-26.0%
Criminal Code Non-Traffic	66	15	-77.3%	295	191	-35.3%
Liquor Licence Act	6	2	-66.7%	27	26	-3.7%
Other Violations	43	21	-51.2%	149	136	-8.7%
All Violations	635	119	-81.3%	1,735	1,053	-39.3%



Traffic Related Charges

Offence Count	April			Year to Date - April		
	2015	2016	% Change	2015	2016	% Change
Speeding	327	24	-92.7%	636	206	-67.6%
Seatbelt	14	0	-100.0%	33	15	-54.5%
Impaired	12	4	-66.7%	46	26	-43.5%
Distracted	15	5	-66.7%	70	31	-55.7%



Integrated Court Offence Network data is updated on a monthly basis: Data could be as much as a month and a half behind.

Data Utilized

- Ministry of Attorney General, Integrated Court Offence Network
- Integrated Court Offence Network Charge Business Intelligence Cube

2016 - Foot Patrol Hours - Haldimand County



2016	Caledonia	Cayuga	Dunnville	Hagersville	Jarvis	Selkirk	Provincial Parks	Total
January	41.75	95.5	55	43.25	2	2.5	0	240
February	58.25	39	62.75	28.5	2.5	0.5	0	191.5
March	29	102.75	52.5	33.5	5.5	2	0	225.25
April	24.25	63.5	45	18.5	0.5	0	0	151.75



HALDIMAND COUNTY O.P.P.

REPORT FOR THE POLICE SERVICES BOARD

REVENUES GENERATED FOR THE MONTH OF APRIL 2016

REVENUE GENERATED - DEPOSITED TO HALDIMAND COUNTY	CURRENT	YTD COMPARISON	
		2015	2016
TRAFFIC & OCCURRENCE REPORTS	\$975.27	\$4,517.03	\$3,593.11
TTCI REPORTS (TECHNICAL COLLISION)	0.00	0.00	500.00
BACKGROUND CHECKS (includes additional copy fee)	3,878.72	18,056.00	16,077.87
ACCIDENT RECONSTRUCTION REPORTS (incl In Occ reports)	0.00	0.00	0.00
FALSE ALARM FEES - <i>INITIAL REGISTRATION OR RENEWAL FEE ONLY</i>	0.00	0.00	199.10
MISCELLANEOUS REVENUES (INCLUDES BEER BOTTLE RETURNS)	0.00	0.00	17.70
HST COLLECTED	129.01	586.96	562.93
OVERPAYMENTS	0.00	2.00	0.00
REVENUES GENERATED FOR HALDIMAND COUNTY	\$4,983.00	\$23,161.99	\$20,950.71
		-\$2,211.28 decrease	

REVENUES GENERATED - DEPOSITED DIRECTLY TO POLICE SERVICE	CURRENT	2015	2016
UNCLAIMED PROPERTY	\$0.00	\$0.00	\$0.00

TOTAL REVENUES FOR THE MONTH OF APRIL 2016	CURRENT	YTD REVENUES	
		2015	2016
	\$4,983.00	\$23,161.99	\$20,950.71
		-\$2,211.28 decrease	



Summary of Activities – April 2016

Tip Activity

- There have been 194 anonymous tips received so far this year (not including update calls (approx. 120/month) or admin calls (u/k)).

Statistics

Arrests
Narcotics Seized
Property Recovered
Charges Laid

Since Inception

2031
\$42,375,026
\$5,566,911
5,934

Student Crime Stoppers

- Bursary application distributed to all high schools within Haldimand, Norfolk and Tillsonburg – winner will be voted upon at May meeting
- Hagersville Secondary School held its annual fundraising breakfast with great success
- McKinnon Park Secondary School held its annual fundraising breakfast with an awesome turnout as well.

Promotions/Presentations/Meetings

- Participated in/presented to/met with/gave promotional items to: SCS grade 10 Law Class, Special Olympics, gala committee, Dunnville Home and Garden Show, Tillsonburg Lions club, golf committee, Hagersville Secondary Student CS, Eastlink TV
- Annual Appreciation Luncheon was held on April 28th at the Greens at Renton with approximately 80 community / law enforcement / media partners. Award recipients were Norfolk Disposal (business award), Barbara Howden and Gordon Little (civilian awards) and D/Cst Jon VanBrugge (law enforcement award).

Media Relations

- Conducted our usual media relations throughout the month (Crime of the Week, etc.).
- Continued writing script for East Link Cable / Country 92.9 FM re partnerships
- Television feature aired with CH TV April 20 – featured a PSA on the dangers of illegal prescription narcotics

Fundraising

- Run Against Crime- date set for Sept 25, 2016
- Golf Tournament – date set for August 18, 2016
- Spring Dinner and Auction – date set for May 5, 2016
- Protect Your Identity Day – May 7 – Simcoe / May 14 – Tillsonburg / Haldimand – to be set for fall

Nationally / Internationally - Nil

Other

- Chairperson Neil Unwin continues to serve as a member of the OACS.
- OACS award submissions were sent in for consideration
- Continue to assist Brant-Brantford CS with tip taking & management (attended Board meeting)
- Southwest Zone meeting was held in Mitchell – Unwin chaired / Wies recorded minutes

cc: Inspector Horvat, Inspector Clark, Inspector Carter