



HALDIMAND COUNTY O.P.P.

REPORT FOR THE POLICE SERVICES BOARD

January 2016 STATISTICS

Please find enclosed our detachment's statistics for the month and other items of interest for the Board's information.

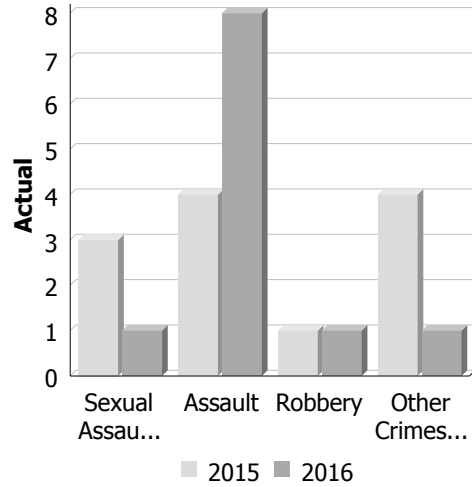
P. Carter, Inspector/Detachment Commander

- 1) Statistical Review - PSB Report Template**
- 2) Foot Patrol Hours**
- 3) Revenues generated for the month**
- 4) Crimestoppers - Summary of Activites**

**Police Services Board Report for Haldimand County
Records Management System
January - 2016**

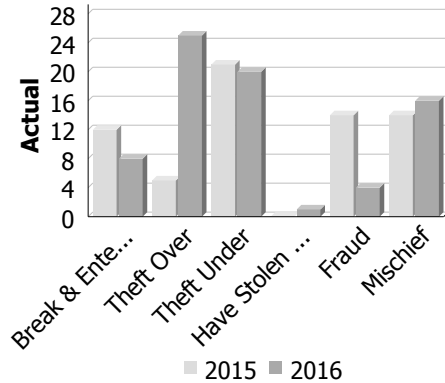
Violent Crime

Actual	January			Year to Date - January		
	2015	2016	% Change	2015	2016	% Change
Murder	0	0	--	0	0	--
Other Offences Causing Death	0	0	--	0	0	--
Attempted Murder	0	0	--	0	0	--
Sexual Assault	3	1	-66.7%	3	1	-66.7%
Assault	4	8	100.0%	4	8	100.0%
Abduction	0	0	--	0	0	--
Robbery	1	1	0.0%	1	1	0.0%
Other Crimes Against a Person	4	1	-75.0%	4	1	-75.0%
Total	12	11	-8.3%	12	11	-8.3%



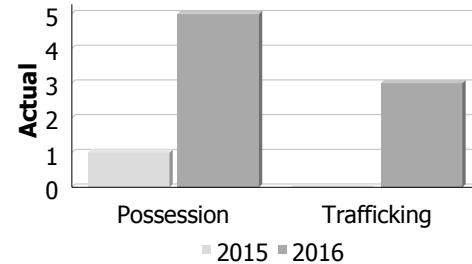
Property Crime

Actual	January			Year to Date - January		
	2015	2016	% Change	2015	2016	% Change
Arson	0	0	--	0	0	--
Break & Enter	12	8	-33.3%	12	8	-33.3%
Theft Over	5	25	400.0%	5	25	400.0%
Theft Under	21	20	-4.8%	21	20	-4.8%
Have Stolen Goods	0	1	--	0	1	--
Fraud	14	4	-71.4%	14	4	-71.4%
Mischief	14	16	14.3%	14	16	14.3%
Total	66	74	12.1%	66	74	12.1%



Drug Crime

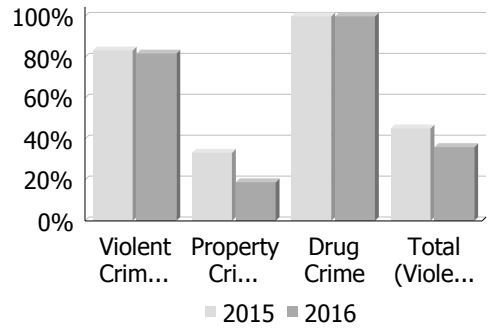
Actual	January			Year to Date - January		
	2015	2016	% Change	2015	2016	% Change
Possession	1	5	400.0%	1	5	400.0%
Trafficking	0	3	--	0	3	--
Importation and Production	0	0	--	0	0	--
Total	1	8	700.0%	1	8	700.0%



**Police Services Board Report for Haldimand County
Records Management System
January - 2016**

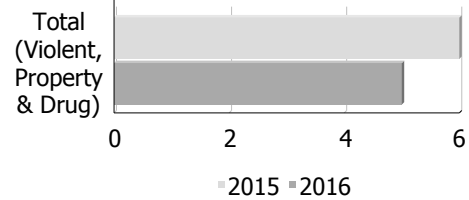
Clearance Rate

Clearance Rate	January			Year to Date - January		
	2015	2016	Difference	2015	2016	Difference
Violent Crime	83.3%	81.8%	-1.5%	83.3%	81.8%	-1.5%
Property Crime	33.3%	18.9%	-14.4%	33.3%	18.9%	-14.4%
Drug Crime	100.0%	100.0%	0.0%	100.0%	100.0%	0.0%
Total (Violent, Property & Drug)	45.2%	36.1%	-9.2%	45.2%	36.1%	-9.2%



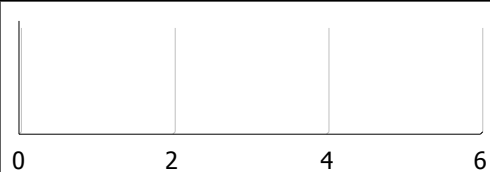
Unfounded

Unfounded	January			Year to Date - January		
	2015	2016	% Change	2015	2016	% Change
Total (Violent, Property & Drug)	6	5	-16.7%	6	5	-16.7%



Criminal Record and Vulnerable Sector Screening Checks

Actual	January			Year to Date - January		
	2015	2016	% Change	2015	2016	% Change
Criminal Record Checks	0	0	--	0	0	--
Vulnerable Sector Screening Checks	0	0	--	0	0	--



Data contained within this report is dynamic in nature and numbers will change over time as the Ontario Provincial Police continue to investigate and solve crime.

Data Utilized

- Major Crimes
- Niche RMS All Offence Level Business Intelligence Cube

**Police Services Board Report for Haldimand County
2016/Jan**

Public Complaints	
Policy	0
Service	0
Conduct	0

Date information collected from Professional Standards Bureau Commander Reports: 2016-02-16

Data Source

Ontario Provincial Police, Professional Standards Bureau Commander Reports

- Includes all public policy, service and conduct complaints submitted to the Office of the Independent Police Review Director (OIPRD)

Secondary Employment

Intelligence Led Policing - Crime Abatement Strategy	
Number of Offenders in Program	25
Number of Offenders Charged	2
Number of Charges Laid	5
Number of Checks Performed	9

Date information was collected from Records Management System: 2016-02-16

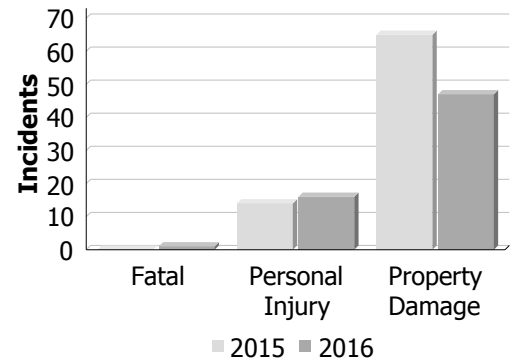
Daily Activity Reporting Patrol Hours	
Total Hours	2016/Jan
Number of Cruiser Patrol Hours	1,319.25
Number of Motorcycle Patrol Hours	0.00
Number of Marine Patrol Hours	0.00
Number of ATV Patrol Hours	0.00
Number of Snowmobile Patrol Hours	0.00
Number of Bicycle Patrol Hours	0.00
Number of Foot Patrol Hours	240.00
Number of School Patrol Hours	37.25

Data source (Daily Activity Reporting System) date: 2016/02/12

**Police Services Board Report for Haldimand County
Collision Reporting System
January - 2016**

Motor Vehicle Collisions by Type

Incidents	January			Year to Date - January		
	2015	2016	% Change	2015	2016	% Change
Fatal	0	1	--	0	1	--
Personal Injury	14	16	14.3%	14	16	14.3%
Property Damage	65	47	-27.7%	65	47	-27.7%
Total	79	64	-19.0%	79	64	-19.0%

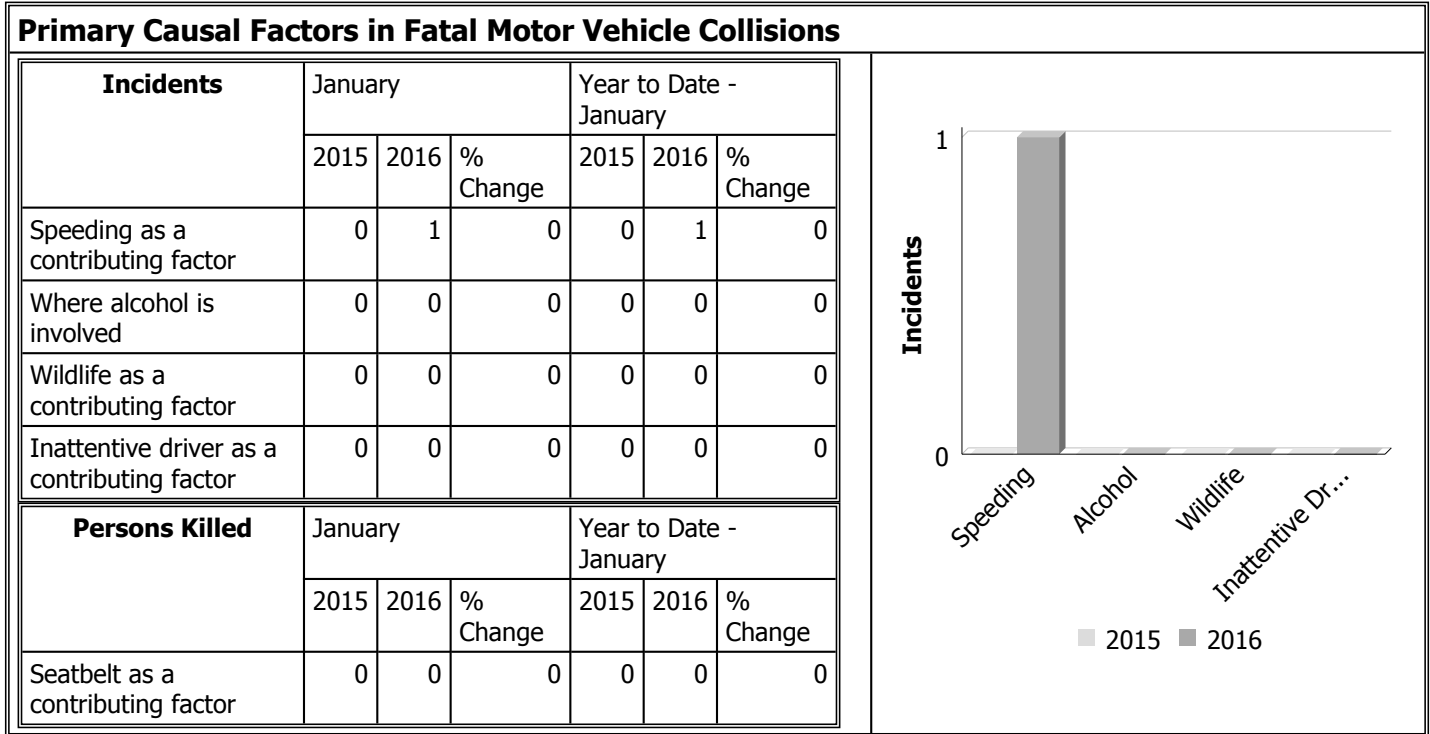


Fatalities in Detachment Area

Incidents		January			Year to Date - January		
		2015	2016	% Change	2015	2016	% Change
Motor Vehicle Collision	Fatal Incidents	0	1	--	0	1	--
	Alcohol Related	0	0	--	0	0	--
Off-Road Vehicle	Fatal Incidents	0	0	--	0	0	--
	Alcohol Related	0	0	--	0	0	--
Motorized Snow Vehicle	Fatal Incidents	0	0	--	0	0	--
	Alcohol Related	0	0	--	0	0	--

Persons Killed	January			Year to Date - January		
	2015	2016	% Change	2015	2016	% Change
Motor Vehicle Collision	0	1	--	0	1	--
Off-Road Vehicle	0	0	--	0	0	--
Motorized Snow Vehicle	0	0	--	0	0	--

**Police Services Board Report for Haldimand County
Collision Reporting System
January - 2016**



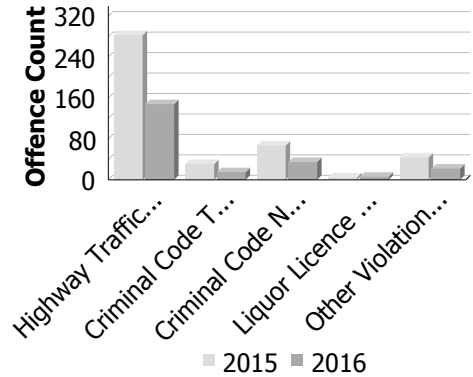
Data Utilized

- SQL online application reporting system – OPP CRS 2.3.09
- Collision Reporting System Business Intelligence Cube

**Police Services Board Report for Haldimand County
Integrated Court Offence Network
January - 2016**

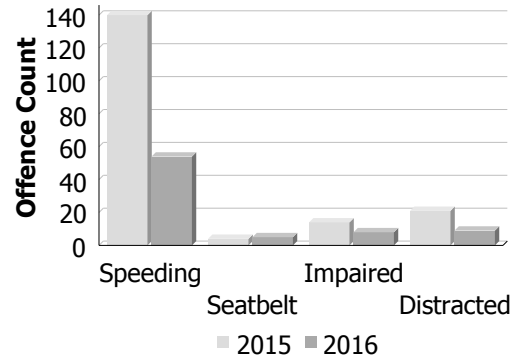
Criminal Code and Provincial Statute Charges Laid

Offence Count	January			Year to Date - January		
	2015	2016	% Change	2015	2016	% Change
Highway Traffic Act	283	148	-47.7%	283	148	-47.7%
Criminal Code Traffic	31	15	-51.6%	31	15	-51.6%
Criminal Code Non-Traffic	67	35	-47.8%	67	35	-47.8%
Liquor Licence Act	5	6	20.0%	5	6	20.0%
Other Violations	44	22	-50.0%	44	22	-50.0%
All Violations	430	226	-47.4%	430	226	-47.4%



Traffic Related Charges

Offence Count	January			Year to Date - January		
	2015	2016	% Change	2015	2016	% Change
Speeding	140	54	-61.4%	140	54	-61.4%
Seatbelt	4	5	25.0%	4	5	25.0%
Impaired	14	8	-42.9%	14	8	-42.9%
Distracted	21	9	-57.1%	21	9	-57.1%



Integrated Court Offence Network data is updated on a monthly basis: Data could be as much as a month and a half behind.

Data Utilized

- Ministry of Attorney General, Integrated Court Offence Network
- Integrated Court Offence Network Charge Business Intelligence Cube

January 2016 - Foot Patrol Hours - Haldimand County



2016	Caledonia	Cayuga	Dunnville	Hagersville	Jarvis	Selkirk	Provincial Parks	Total
January	41.75	95.5	55	43.25	2	2.5	0	240



HALDIMAND COUNTY O.P.P. DETACHMENT

REPORT FOR THE POLICE SERVICES BOARD

REVENUES GENERATED FOR THE MONTH OF JANUARY 2016

REVENUE GENERATED - DEPOSITED TO HALDIMAND COUNTY	CURRENT	YTD COMPARISON	
		2015	2016
TRAFFIC & OCCURRENCE REPORTS	\$975.28	\$1,745.22	\$975.28
TTCI REPORTS (TECHNICAL COLLISION)	500.00	0.00	500.00
BACKGROUND CHECKS/FINGERPRINTS (includes additional copy fee)	2,112.00	5,170.00	2,112.00
ACCIDENT RECONSTRUCTION REPORTS (incl In Occ reports)	0.00	0.00	0.00
FALSE ALARM FEES - <i>INITIAL REGISTRATION OR RENEWAL FEE ONLY</i>	0.00	0.00	0.00
MISCELLANEOUS REVENUES (INCLUDES BEER BOTTLE RETURNS)	0.00	0.00	0.00
HST COLLECTED	191.72	226.78	191.72
OVERPAYMENTS	0.00	2.00	0.00
REVENUES GENERATED FOR HALDIMAND COUNTY	\$3,779.00	\$7,144.00	\$3,779.00
		-\$3,365.00 decrease	

REVENUES GENERATED - DEPOSITED DIRECTLY TO POLICE SERVICES	CURRENT	2015	2016
UNCLAIMED PROPERTY	\$0.00	\$0.00	\$0.00

TOTAL REVENUES FOR THE MONTH OF JANUARY 2016	CURRENT	YTD REVENUES	
		2015	2016
	\$3,779.00	\$7,144.00	\$3,779.00
		-\$3,365.00 decrease	



Summary of Activities – January 2016

Tip Activity

- There have been 35 anonymous tips received so far this year (not including update calls (approx. 120/month) or admin calls (u/k)).

Statistics

Arrests
Narcotics Seized
Property Recovered
Charges Laid

Since Inception

2013
\$42,348,311
\$5,487,911
5,864

Student Crime Stoppers

- Bursaries application distributed to all high schools within Haldimand, Norfolk and Tillsonburg
- Distributed “new” Captain Canuck Comic books to local elementary schools

Promotions/Presentations

- Participated in/presented to/met with/gave promotional items to: Eastlink TV, increased media re: January Crime Stoppers Month, Distributed “new” Captain Canuck Comic books locally
- Ongoing interviews re: new board members

Media Relations

- Conducted our usual media relations throughout the month (Crime of the Week, etc.).
- Continued writing script for East Link Cable re partnership featuring unsolved crimes for Norfolk.

Fundraising

- Run Against Crime- date set for Sept 25, 2016
- Golf Tournament – date set for August 18, 2016
- Spring Dinner and Auction – date set for May 5, 2016

Nationally / Internationally - Nil

Other

- Chairperson Neil Unwin continues to serve as a member of the OACS.
- Actively seeking new board members
- Jan 25th welcomed new coordinator, Jennifer Stevenson to a 3 month contract

cc: Inspector Horvat, Inspector Clark, Inspector Carter