



## **HALDIMAND COUNTY O.P.P. DETACHMENT**

### **REPORT FOR THE POLICE SERVICES BOARD**

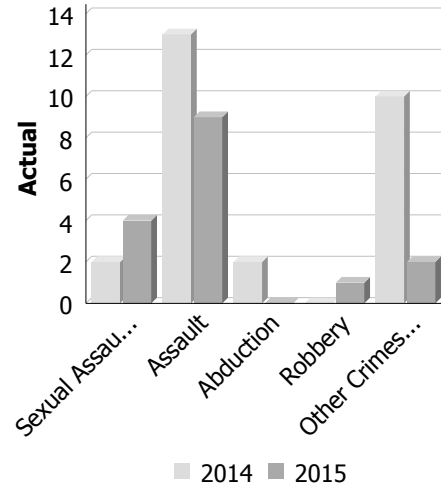
**November & December 2015 STATISTICS**

- 1) Statistical Review - PSB Report Template**
- 2) Crimestoppers - Summary of Activities**
- 3) Revenues Generated for the month**
- 4) Foot Patrol Hours**

**Police Services Board Report for Haldimand County  
Records Management System  
November - 2015**

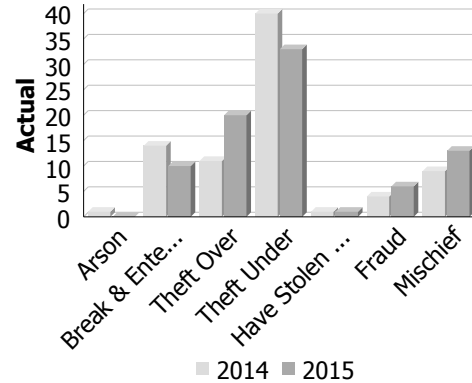
**Violent Crime**

Actual	November			Year to Date - November		
	2014	2015	% Change	2014	2015	% Change
Murder	0	0	--	0	0	--
Other Offences Causing Death	0	0	--	0	0	--
Attempted Murder	0	0	--	0	0	--
Sexual Assault	2	4	100.0%	21	24	14.3%
Assault	13	9	-30.8%	142	126	-11.3%
Abduction	2	0	-100.0%	4	0	-100.0%
Robbery	0	1	--	3	6	100.0%
Other Crimes Against a Person	10	2	-80.0%	70	42	-40.0%
<b>Total</b>	<b>27</b>	<b>16</b>	<b>-40.7%</b>	<b>240</b>	<b>199</b>	<b>-17.1%</b>



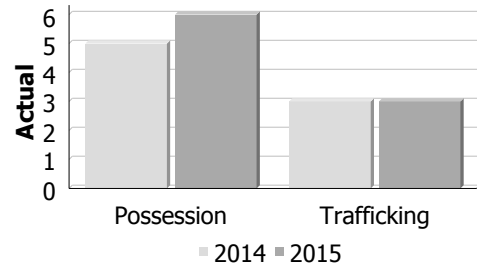
**Property Crime**

Actual	November			Year to Date - November		
	2014	2015	% Change	2014	2015	% Change
Arson	1	0	-100.0%	5	19	280.0%
Break & Enter	14	10	-28.6%	152	172	13.2%
Theft Over	11	20	81.8%	157	125	-20.4%
Theft Under	40	33	-17.5%	363	322	-11.3%
Have Stolen Goods	1	1	0.0%	16	13	-18.8%
Fraud	4	6	50.0%	73	99	35.6%
Mischief	9	13	44.4%	242	257	6.2%
<b>Total</b>	<b>80</b>	<b>83</b>	<b>3.8%</b>	<b>1,008</b>	<b>1,007</b>	<b>-0.1%</b>

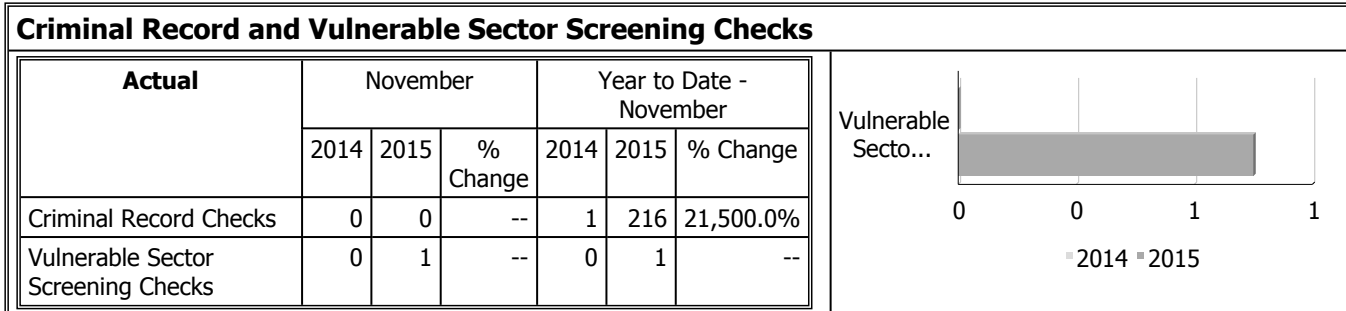
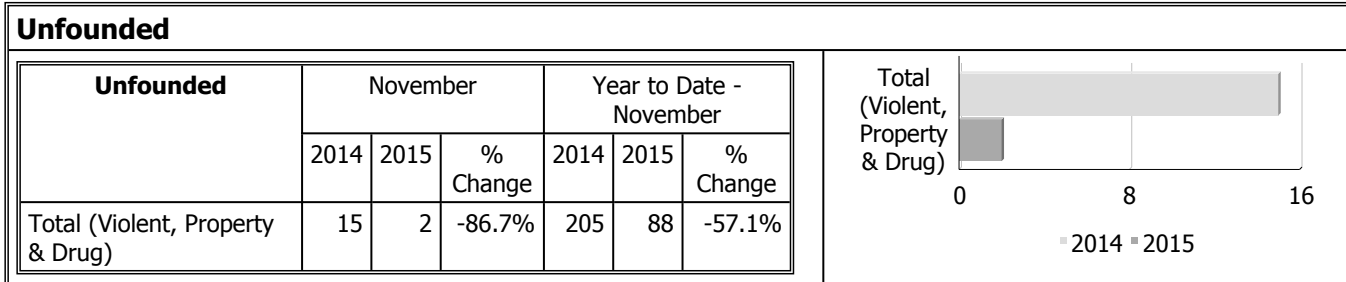
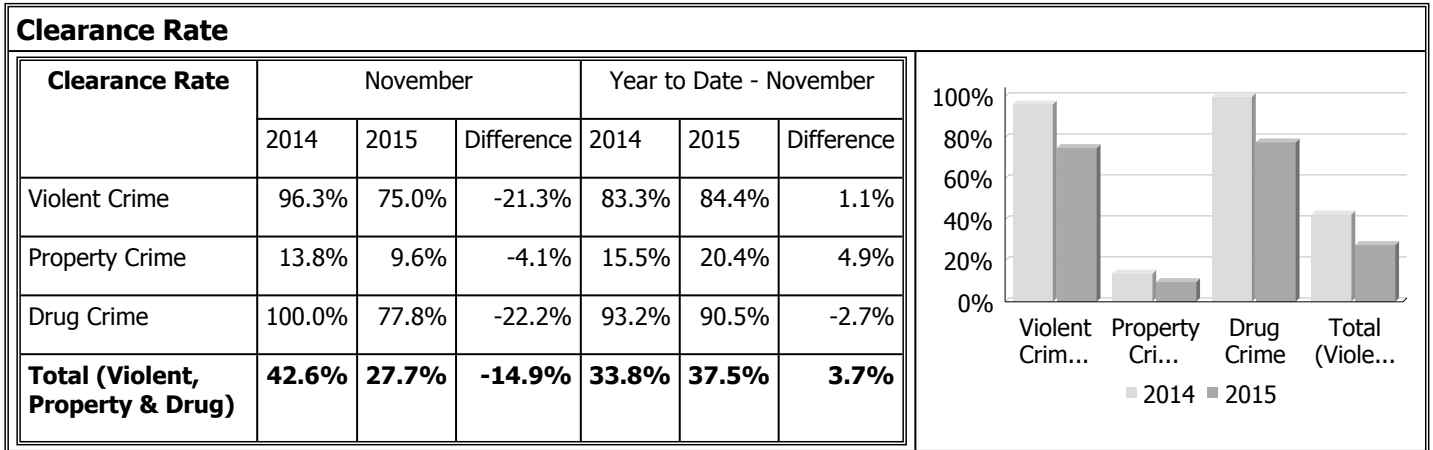


**Drug Crime**

Actual	November			Year to Date - November		
	2014	2015	% Change	2014	2015	% Change
Possession	5	6	20.0%	32	50	56.2%
Trafficking	3	3	0.0%	10	10	0.0%
Importation and Production	0	0	--	2	3	50.0%
<b>Total</b>	<b>8</b>	<b>9</b>	<b>12.5%</b>	<b>44</b>	<b>63</b>	<b>43.2%</b>



**Police Services Board Report for Haldimand County  
Records Management System  
November - 2015**



Data contained within this report is dynamic in nature and numbers will change over time as the Ontario Provincial Police continue to investigate and solve crime.

**Data Utilized**

- Major Crimes
- Niche RMS All Offence Level Business Intelligence Cube

**Police Services Board Report for Haldimand County  
2015/Nov**

<b>Public Complaints</b>	
Policy	0
Service	0
Conduct	0

**Date information collected from Professional Standards Bureau Commander Reports:** 2016-01-20

**Data Source**

Ontario Provincial Police, Professional Standards Bureau Commander Reports

- Includes all public policy, service and conduct complaints submitted to the Office of the Independent Police Review Director (OIPRD)

<b>Secondary Employment</b>
-----------------------------

<b>Intelligence Led Policing - Crime Abatement Strategy</b>	
Number of Offenders in Program	27
Number of Offenders Charged	2
Number of Charges Laid	4
Number of Checks Performed	16

**Date information was collected from Records Management System:** 2016-01-20

<b>Daily Activity Reporting Patrol Hours</b>	
<b>Total Hours</b>	<b>2015/Nov</b>
Number of Cruiser Patrol Hours	1,150.00
Number of Motorcycle Patrol Hours	10.00
Number of Marine Patrol Hours	0.00
Number of ATV Patrol Hours	8.50
Number of Snowmobile Patrol Hours	0.00
Number of Bicycle Patrol Hours	0.00
Number of Foot Patrol Hours	194.75
Number of School Patrol Hours	56.75

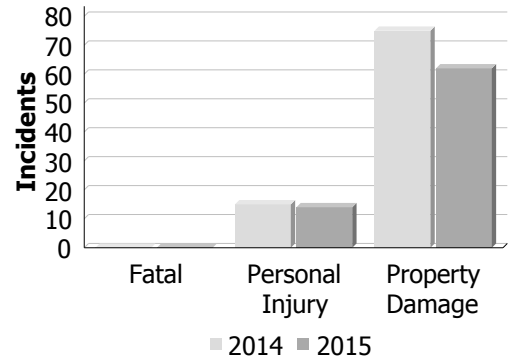
**Data source (Daily Activity Reporting System) date:** 2016/02/05

<b>Detachment Emergency Planning Activities</b>	
Table-Top Exercises	situation table activity completed with member of county emergency services.

**Police Services Board Report for Haldimand County  
Collision Reporting System  
November - 2015**

**Motor Vehicle Collisions by Type**

Incidents	November			Year to Date - November		
	2014	2015	% Change	2014	2015	% Change
Fatal	0	0	--	6	0	-100.0%
Personal Injury	15	14	-6.7%	129	152	17.8%
Property Damage	75	62	-17.3%	599	535	-10.7%
<b>Total</b>	<b>90</b>	<b>76</b>	<b>-15.6%</b>	<b>734</b>	<b>687</b>	<b>-6.4%</b>



**Fatalities in Detachment Area**

Incidents		November			Year to Date - November		
		2014	2015	% Change	2014	2015	% Change
Motor Vehicle Collision	Fatal Incidents	0	0	--	6	0	-100.0%
	Alcohol Related	0	0	--	1	0	-100.0%
Off-Road Vehicle	Fatal Incidents	0	0	--	0	0	--
	Alcohol Related	0	0	--	0	0	--
Motorized Snow Vehicle	Fatal Incidents	0	0	--	0	0	--
	Alcohol Related	0	0	--	0	0	--

Persons Killed	November			Year to Date - November		
	2014	2015	% Change	2014	2015	% Change
Motor Vehicle Collision	0	0	--	7	0	-100.0%
Off-Road Vehicle	0	0	--	0	0	--
Motorized Snow Vehicle	0	0	--	0	0	--

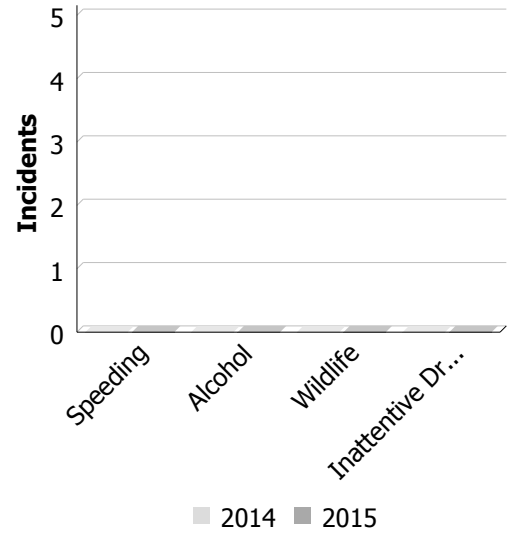
**Police Services Board Report for Haldimand County  
Collision Reporting System  
November - 2015**

**Primary Causal Factors in Fatal Motor Vehicle Collisions**

Incidents	November			Year to Date - November		
	2014	2015	% Change	2014	2015	% Change
Speeding as a contributing factor	0	0	0	1	0	-100.00%
Where alcohol is involved	0	0	0	0	0	0
Wildlife as a contributing factor	0	0	0	0	0	0
Inattentive driver as a contributing factor	0	0	0	2	0	-100.00%

Persons Killed	November			Year to Date - November		
	2014	2015	% Change	2014	2015	% Change
Seatbelt as a contributing factor	0	0	0	2	0	-100.00%



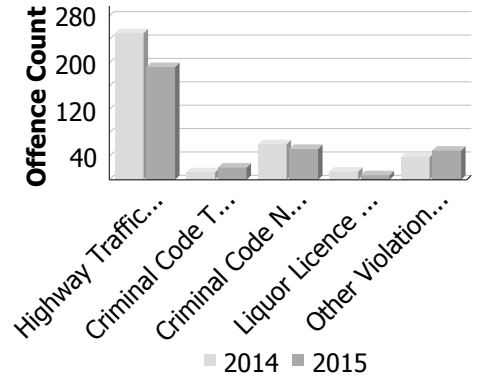
**Data Utilized**

- SQL online application reporting system – OPP CRS 2.3.09
- Collision Reporting System Business Intelligence Cube

**Police Services Board Report for Haldimand County  
Integrated Court Offence Network  
November - 2015**

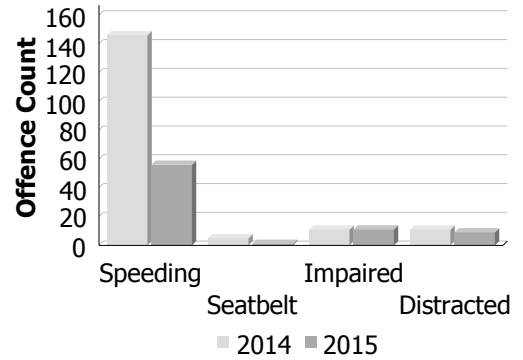
**Criminal Code and Provincial Statute Charges Laid**

Offence Count	November			Year to Date - November		
	2014	2015	% Change	2014	2015	% Change
Highway Traffic Act	251	193	-23.1%	3,296	3,079	-6.6%
Criminal Code Traffic	13	21	61.5%	163	195	19.6%
Criminal Code Non-Traffic	61	53	-13.1%	624	818	31.1%
Liquor Licence Act	14	8	-42.9%	129	132	2.3%
Other Violations	39	50	28.2%	520	508	-2.3%
<b>All Violations</b>	<b>378</b>	<b>325</b>	<b>-14.0%</b>	<b>4,732</b>	<b>4,732</b>	<b>0.0%</b>



**Traffic Related Charges**

Offence Count	November			Year to Date - November		
	2014	2015	% Change	2014	2015	% Change
Speeding	146	56	-61.6%	1,896	1,498	-21.0%
Seatbelt	5	1	-80.0%	166	95	-42.8%
Impaired	11	11	0.0%	107	129	20.6%
Distracted	11	9	-18.2%	111	117	5.4%



Integrated Court Offence Network data is updated on a monthly basis: Data could be as much as a month and a half behind.

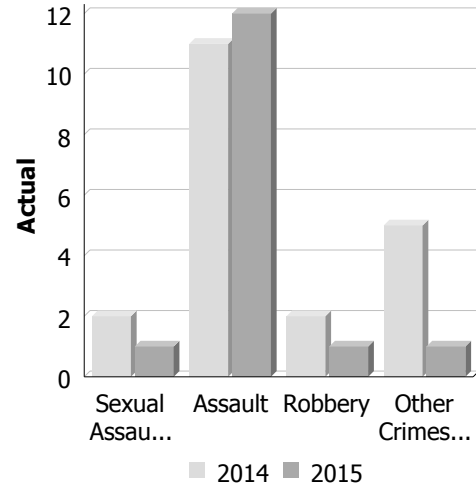
**Data Utilized**

- Ministry of Attorney General, Integrated Court Offence Network
- Integrated Court Offence Network Charge Business Intelligence Cube

**Police Services Board Report for Haldimand County  
Records Management System  
December - 2015**

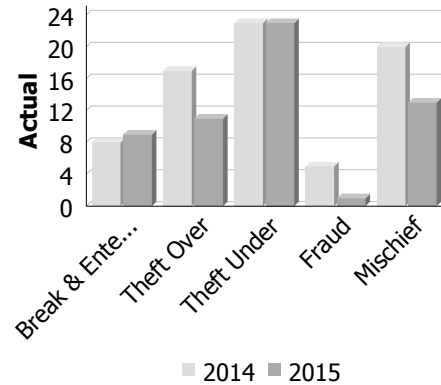
**Violent Crime**

Actual	December			Year to Date - December		
	2014	2015	% Change	2014	2015	% Change
Murder	0	0	--	0	0	--
Other Offences Causing Death	0	0	--	0	0	--
Attempted Murder	0	0	--	0	0	--
Sexual Assault	2	1	-50.0%	23	25	8.7%
Assault	11	12	9.1%	153	138	-9.8%
Abduction	0	0	--	4	0	-100.0%
Robbery	2	1	-50.0%	5	7	40.0%
Other Crimes Against a Person	5	1	-80.0%	75	43	-42.7%
<b>Total</b>	<b>20</b>	<b>15</b>	<b>-25.0%</b>	<b>260</b>	<b>214</b>	<b>-17.7%</b>



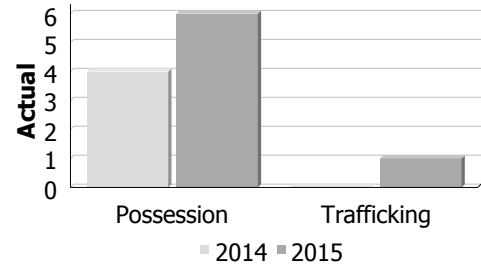
**Property Crime**

Actual	December			Year to Date - December		
	2014	2015	% Change	2014	2015	% Change
Arson	0	0	--	5	20	300.0%
Break & Enter	8	9	12.5%	160	181	13.1%
Theft Over	17	11	-35.3%	174	136	-21.8%
Theft Under	23	23	0.0%	386	346	-10.4%
Have Stolen Goods	0	0	--	16	13	-18.8%
Fraud	5	1	-80.0%	78	99	26.9%
Mischief	20	13	-35.0%	262	270	3.1%
<b>Total</b>	<b>73</b>	<b>57</b>	<b>-21.9%</b>	<b>1,081</b>	<b>1,065</b>	<b>-1.5%</b>



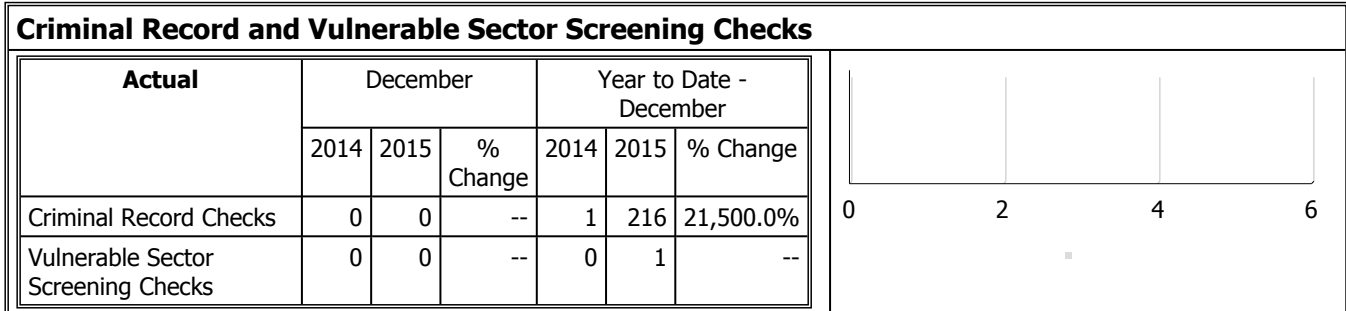
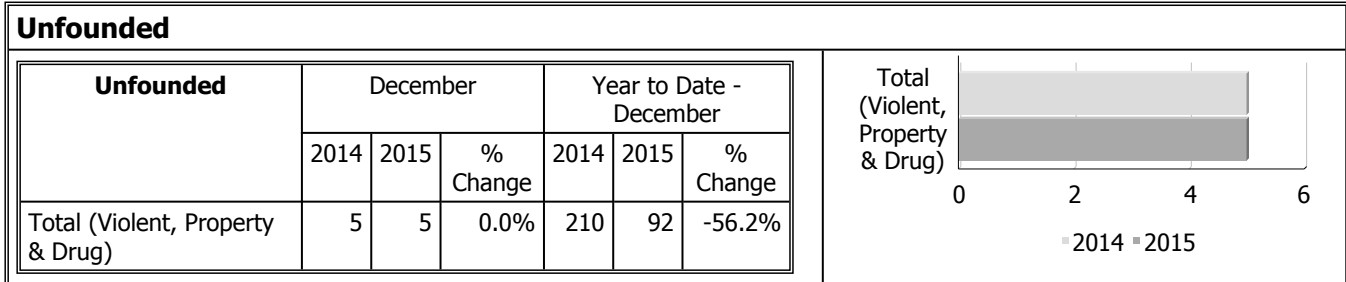
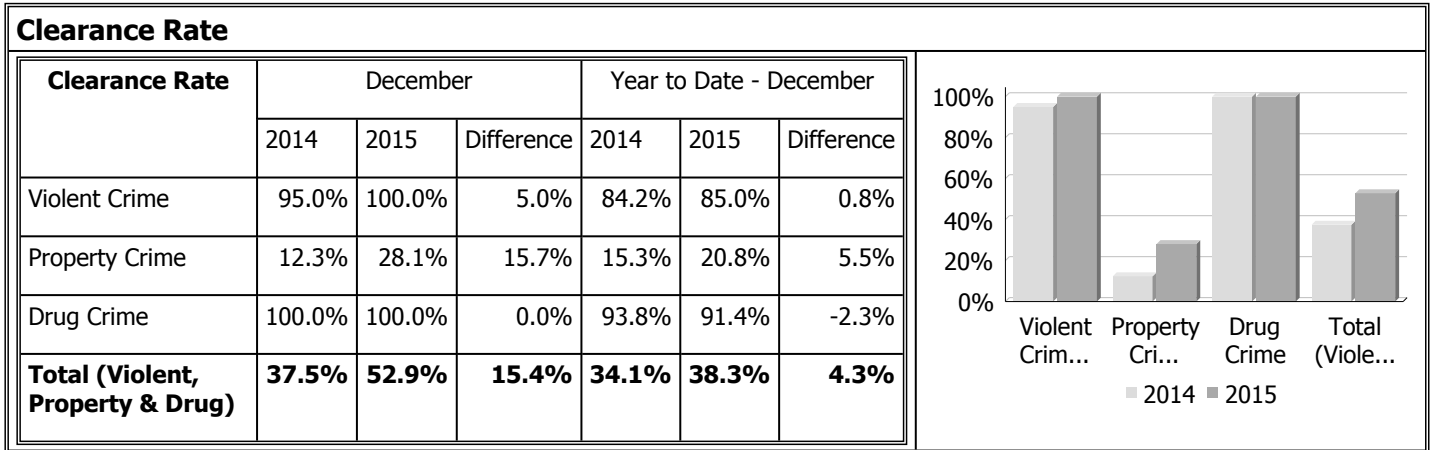
**Drug Crime**

Actual	December			Year to Date - December		
	2014	2015	% Change	2014	2015	% Change
Possession	4	6	50.0%	36	56	55.6%
Trafficking	0	1	--	10	11	10.0%
Importation and Production	0	0	--	2	3	50.0%
<b>Total</b>	<b>4</b>	<b>7</b>	<b>75.0%</b>	<b>48</b>	<b>70</b>	<b>45.8%</b>





**Police Services Board Report for Haldimand County  
Records Management System  
December - 2015**



Data contained within this report is dynamic in nature and numbers will change over time as the Ontario Provincial Police continue to investigate and solve crime.

**Data Utilized**

- Major Crimes
- Niche RMS All Offence Level Business Intelligence Cube

**Police Services Board Report for Haldimand County  
2015/Dec**

<b>Public Complaints</b>	
Policy	0
Service	0
Conduct	0

**Date information collected from Professional Standards Bureau Commander Reports:** 2016-01-12

**Data Source**

Ontario Provincial Police, Professional Standards Bureau Commander Reports

- Includes all public policy, service and conduct complaints submitted to the Office of the Independent Police Review Director (OIPRD)

<b>Secondary Employment</b>

<b>Intelligence Led Policing - Crime Abatement Strategy</b>	
Number of Offenders in Program	27
Number of Offenders Charged	2
Number of Charges Laid	7
Number of Checks Performed	14

**Date information was collected from Records Management System:** 2016-01-12

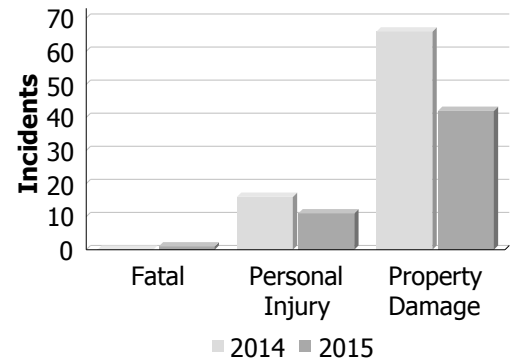
<b>Daily Activity Reporting Patrol Hours</b>	
<b>Total Hours</b>	<b>2015/Dec</b>
Number of Cruiser Patrol Hours	1,177.75
Number of Motorcycle Patrol Hours	0.00
Number of Marine Patrol Hours	0.00
Number of ATV Patrol Hours	40.00
Number of Snowmobile Patrol Hours	0.00
Number of Bicycle Patrol Hours	0.00
Number of Foot Patrol Hours	225.50
Number of School Patrol Hours	45.50

**Data source (Daily Activity Reporting System) date:** 2016/01/09

**Police Services Board Report for Haldimand County  
Collision Reporting System  
December - 2015**

**Motor Vehicle Collisions by Type**

Incidents	December			Year to Date - December		
	2014	2015	% Change	2014	2015	% Change
Fatal	0	1	--	6	1	-83.3%
Personal Injury	16	11	-31.2%	145	163	12.4%
Property Damage	66	42	-36.4%	665	576	-13.4%
<b>Total</b>	<b>82</b>	<b>54</b>	<b>-34.1%</b>	<b>816</b>	<b>740</b>	<b>-9.3%</b>



**Fatalities in Detachment Area**

Incidents		December			Year to Date - December		
		2014	2015	% Change	2014	2015	% Change
Motor Vehicle Collision	Fatal Incidents	0	1	--	6	1	-83.3%
	Alcohol Related	0	0	--	1	0	-100.0%
Off-Road Vehicle	Fatal Incidents	0	0	--	0	0	--
	Alcohol Related	0	0	--	0	0	--
Motorized Snow Vehicle	Fatal Incidents	0	0	--	0	0	--
	Alcohol Related	0	0	--	0	0	--

Persons Killed	December			Year to Date - December		
	2014	2015	% Change	2014	2015	% Change
Motor Vehicle Collision	0	1	--	7	1	-85.7%
Off-Road Vehicle	0	0	--	0	0	--
Motorized Snow Vehicle	0	0	--	0	0	--

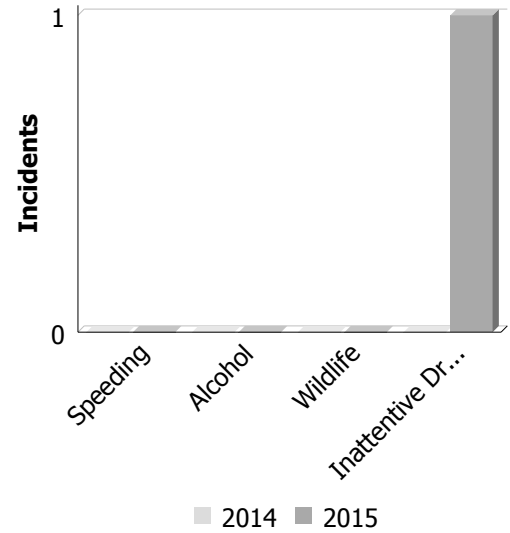
**Police Services Board Report for Haldimand County  
Collision Reporting System  
December - 2015**

**Primary Causal Factors in Fatal Motor Vehicle Collisions**

Incidents	December			Year to Date - December		
	2014	2015	% Change	2014	2015	% Change
Speeding as a contributing factor	0	0	0	1	0	-100.00%
Where alcohol is involved	0	0	0	0	0	0
Wildlife as a contributing factor	0	0	0	0	0	0
Inattentive driver as a contributing factor	0	1	0	2	1	-50.00%

Persons Killed	December			Year to Date - December		
	2014	2015	% Change	2014	2015	% Change
Seatbelt as a contributing factor	0	0	0	2	0	-100.00%



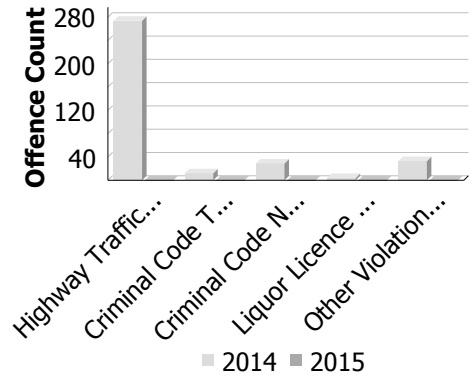
**Data Utilized**

- SQL online application reporting system – OPP CRS 2.3.09
- Collision Reporting System Business Intelligence Cube

**Police Services Board Report for Haldimand County  
Integrated Court Offence Network  
December - 2015**

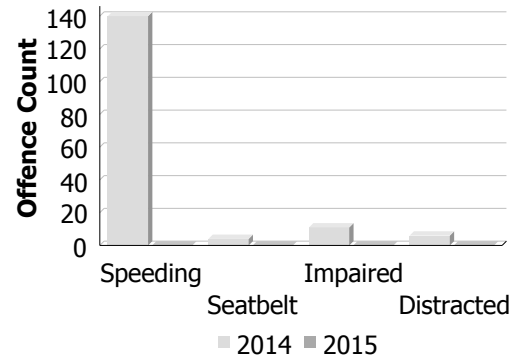
**Criminal Code and Provincial Statute Charges Laid**

Offence Count	December			Year to Date - December		
	2014	2015	% Change	2014	2015	% Change
Highway Traffic Act	274	0	-100.0%	3,570	2,939	-17.7%
Criminal Code Traffic	12	0	-100.0%	175	188	7.4%
Criminal Code Non-Traffic	29	0	-100.0%	652	771	18.3%
Liquor Licence Act	4	0	-100.0%	133	129	-3.0%
Other Violations	33	0	-100.0%	553	463	-16.3%
<b>All Violations</b>	<b>352</b>	<b>0</b>	<b>-100.0%</b>	<b>5,083</b>	<b>4,490</b>	<b>-11.7%</b>



**Traffic Related Charges**

Offence Count	December			Year to Date - December		
	2014	2015	% Change	2014	2015	% Change
Speeding	140	0	-100.0%	2,036	1,450	-28.8%
Seatbelt	4	0	-100.0%	170	95	-44.1%
Impaired	11	0	-100.0%	118	125	5.9%
Distracted	6	0	-100.0%	117	114	-2.6%



Integrated Court Offence Network data is updated on a monthly basis: Data could be as much as a month and a half behind.

**Data Utilized**

- Ministry of Attorney General, Integrated Court Offence Network
- Integrated Court Offence Network Charge Business Intelligence Cube



## Summary of Activities – November 2015

### Tip Activity

- There have been 464 anonymous tips received so far this year (not including update calls (approx. 120/month) or admin calls (u/k)).

#### Statistics

Arrests  
Narcotics Seized  
Property Recovered  
Charges Laid

#### Since Inception

2011  
\$42,331,311  
\$5,487,456  
5,856

### Student Crime Stoppers

- New Crime Stoppers posters distributed to all Haldimand, Norfolk and Tillsonburg high schools
- Bursaries distributed to all high schools within Haldimand, Norfolk and Tillsonburg

### Promotions/Presentations

- Participated in/presented to/met with/gave promotional items to: Eastlink TV
- Radio interviews promoting new board members

### Media Relations

- Conducted our usual media relations throughout the month (Crime of the Week, etc.).
- Continued writing script for East Link Cable re partnership featuring unsolved crimes for Norfolk.
- Produced and recorded Christmas greetings with local radio station and Eastlink TV
- Public service announcement produced with CHCH television

### Fundraising

- New date in the works for Run Against Crime in 2016
- Date to be set for 2016 Golf Tournament
- Date to be set for 2016 Spring Gala
- Discussion for new fundraiser in Waterford

**Nationally / Internationally** - Crime Stoppers International Conference hosted by OACS  
Crime Stoppers of Haldimand, Norfolk and Tillsonburg were rewarded with seven International awards.

### Other

- Chairperson Neil Unwin continues to serve as a member of the OACS.
- Actively seeking new board members

cc: Inspector Horvat, Inspector Clark, Inspector Carter



## Summary of Activities – December 2015

### Tip Activity

- There have been 482 anonymous tips received so far this year (not including update calls (approx. 120/month) or admin calls (u/k)).

#### Statistics

Arrests  
Narcotics Seized  
Property Recovered  
Charges Laid

#### Since Inception

2011  
\$42,331,311  
\$5,487,456  
5,856

### Student Crime Stoppers

- Bursaries distributed to all high schools within Haldimand, Norfolk and Tillsonburg

### Promotions/Presentations

- Participated in/presented to/met with/gave promotional items to: Eastlink TV, numerous Christmas parades
- Radio interviews recruiting new board members

### Media Relations

- Conducted our usual media relations throughout the month (Crime of the Week, etc.).
- Continued writing script for East Link Cable re partnership featuring unsolved crimes for Norfolk.
- Produced and recorded Christmas greetings with local radio station and Eastlink TV
- Public service announcement produced with CHCH television

### Fundraising

- New date in the works for Run Against Crime in 2016
- Date to be set for 2016 Golf Tournament
- Date to be set for 2016 Spring Gala

### Nationally / Internationally - Nil

### Other

- Chairperson Neil Unwin continues to serve as a member of the OACS.
- Actively seeking new board members

cc: Inspector Horvat, Inspector Clark, Inspector Carter



# HALDIMAND COUNTY O.P.P. DETACHMENT

## REPORT FOR THE POLICE SERVICES BOARD

### REVENUES GENERATED FOR THE MONTH OF NOVEMBER 2015

REVENUE GENERATED - DEPOSITED TO HALDIMAND COUNTY	CURRENT	YTD COMPARISON	
		2014	2015
OCCURRENCE (INSURANCE) REPORTS	\$821.28	\$3,339.05	\$11,292.60
TTCI REPORTS (TECHNICAL COLLISION)	0.00	569.91	1,000.00
BACKGROUND CHECKS/FINGERPRINTS (includes additional copy fee)	4,486.38	48,354.00	53,264.11
ACCIDENT RECONSTRUCTION REPORTS	0.00	0.00	0.00
TRAFFIC ACCIDENTS (ON COUNTY ROADS)	0.00	6,068.40	0.00
FALSE ALARM FEES - <i>INITIAL REGISTRATION OR RENEWAL FEE ONLY</i>	0.00	385.00	114.02
MISCELLANEOUS REVENUES (INCLUDES BEER BOTTLE RETURNS)	0.00	252.70	96.55
HST COLLECTED	187.53	1,296.74	1,710.46
OVERPAYMENTS	0.00	0.00	0.00
<b>REVENUES GENERATED FOR HALDIMAND COUNTY</b>	<b>\$5,495.19</b>	<b>\$60,265.80</b>	<b>\$67,477.74</b>
		\$7,211.94 increase	

REVENUES GENERATED - DEPOSITED DIRECTLY TO POLICE SERVICE	CURRENT	2014	2015
UNCLAIMED PROPERTY	\$0.00	\$0.00	\$0.00

TOTAL REVENUES FOR THE MONTH OF NOVEMBER 2015	CURRENT	YTD REVENUES	
		2014	2015
	\$5,495.19	\$60,265.80	\$67,477.74
		\$7,211.94 increase	





# HALDIMAND COUNTY O.P.P. DETACHMENT

## REPORT FOR THE POLICE SERVICES BOARD

### REVENUES GENERATED FOR THE MONTH OF DECEMBER 2015

REVENUE GENERATED - DEPOSITED TO HALDIMAND COUNTY	CURRENT	YTD COMPARISON	
		2014	2015
OCCURRENCE (INSURANCE) REPORTS	\$615.96	\$3,903.66	\$11,908.56
TTCI REPORTS (TECHNICAL COLLISION)	0.00	569.91	1,000.00
BACKGROUND CHECKS/FINGERPRINTS (includes additional copy fee)	3,137.40	51,471.00	56,401.51
ACCIDENT RECONSTRUCTION REPORTS (incl In Occ reports)	0.00	0.00	0.00
TRAFFIC ACCIDENTS (ON COUNTY ROADS)	0.00	6,838.36	0.00
FALSE ALARM FEES - INITIAL REGISTRATION OR RENEWAL FEE ONLY	75.22	385.00	189.24
MISCELLANEOUS REVENUES (INCLUDES BEER BOTTLE RETURNS)	0.00	252.70	92.55
HST COLLECTED	94.42	1,470.17	1,804.88
OVERPAYMENTS	0.00	0.00	4.00
<b>REVENUES GENERATED FOR HALDIMAND COUNTY</b>	<b>\$3,923.00</b>	<b>\$64,890.80</b>	<b>\$71,400.74</b>
		\$6,509.94 increase	

REVENUES GENERATED - DEPOSITED DIRECTLY TO POLICE SERVICE	CURRENT	2014	2015
UNCLAIMED PROPERTY	\$0.00	\$0.00	\$0.00

TOTAL REVENUES FOR THE MONTH OF DECEMBER 2015	CURRENT	YTD REVENUES	
		2014	2015
	\$3,923.00	\$64,890.80	\$71,400.74
		\$6,509.94 increase	

# 2015 - Foot Patrol Hours - Haldimand County



2015	Caledonia	Cayuga	Dunnville	Hagersville	Jarvis	Selkirk	Provincial Parks	Total
2015 Q1	161.5	175.75	256.75	130.5	12.75	3.5	0	740.75
2015 Q2	110.75	151.5	230.75	112.25	10.5	4.5	1	621.25
2015 Q3	106.75	180.5	218.5	93.5	9.25	4.25	7	619.75
2015 Q4	106.5	156.75	256.25	101.5	12.25	1.75	2	637
Total	485.5	664.5	962.25	437.75	44.75	14	10	2618.75