



HALDIMAND COUNTY O.P.P. DETACHMENT

REPORT FOR THE POLICE SERVICES BOARD

OCTOBER 2015 STATISTICS

Please find enclosed our detachment's statistics for OCTOBER and other items of interest for the Board's information.

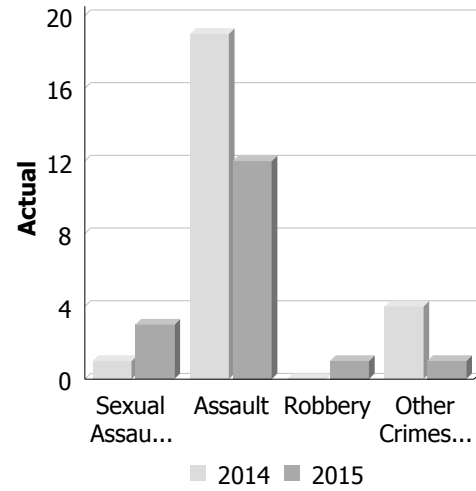
P. Carter, Inspector/Detachment Commander

- 1) PSB Report template - Statistical Review**
- 2) Revenues Generated**
- 3) Crimestoppers - Summary of Activities**

**Police Services Board Report for Haldimand County
Records Management System
October - 2015**

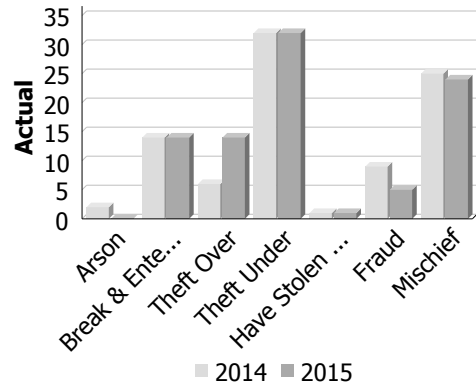
Violent Crime

Actual	October			Year to Date - October		
	2014	2015	% Change	2014	2015	% Change
Murder	0	0	--	0	0	--
Other Offences Causing Death	0	0	--	0	0	--
Attempted Murder	0	0	--	0	0	--
Sexual Assault	1	3	200.0%	19	19	0.0%
Assault	19	12	-36.8%	129	113	-12.4%
Abduction	0	0	--	2	0	-100.0%
Robbery	0	1	--	3	4	33.3%
Other Crimes Against a Person	4	1	-75.0%	60	39	-35.0%
Total	24	17	-29.2%	213	175	-17.8%



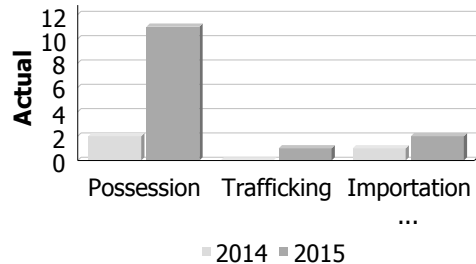
Property Crime

Actual	October			Year to Date - October		
	2014	2015	% Change	2014	2015	% Change
Arson	2	0	-100.0%	4	20	400.0%
Break & Enter	14	14	0.0%	138	158	14.5%
Theft Over	6	14	133.3%	146	102	-30.1%
Theft Under	32	32	0.0%	323	278	-13.9%
Have Stolen Goods	1	1	0.0%	15	11	-26.7%
Fraud	9	5	-44.4%	69	87	26.1%
Mischief	25	24	-4.0%	232	235	1.3%
Total	89	90	1.1%	927	891	-3.9%

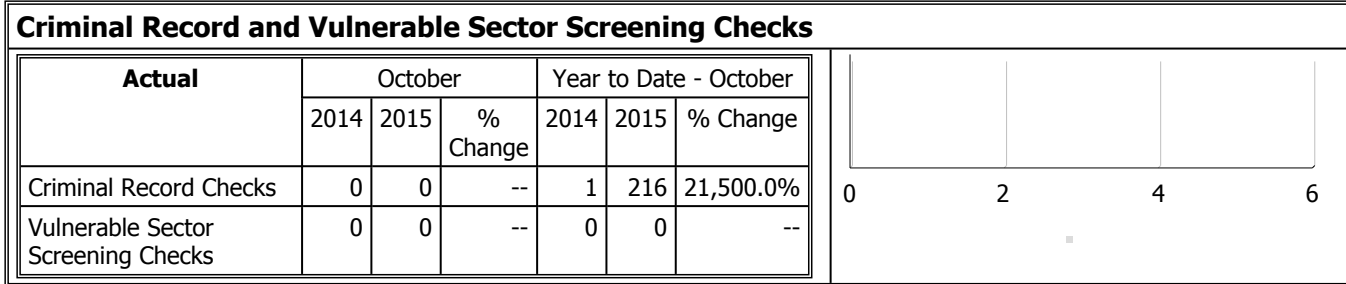
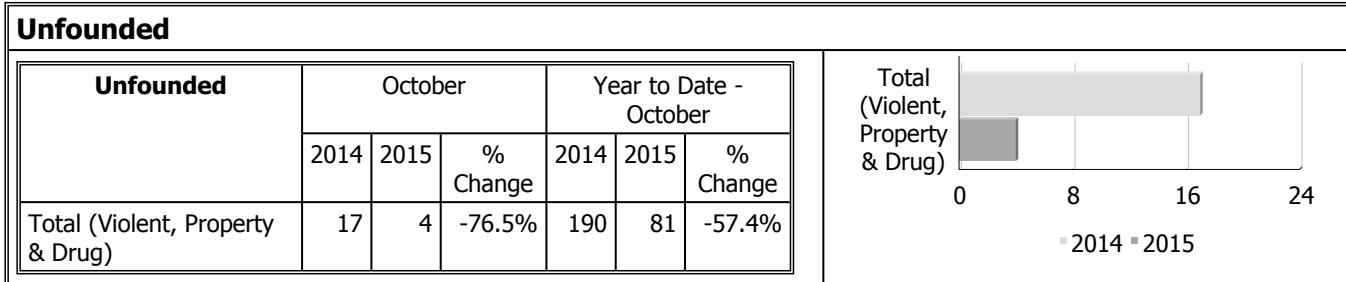
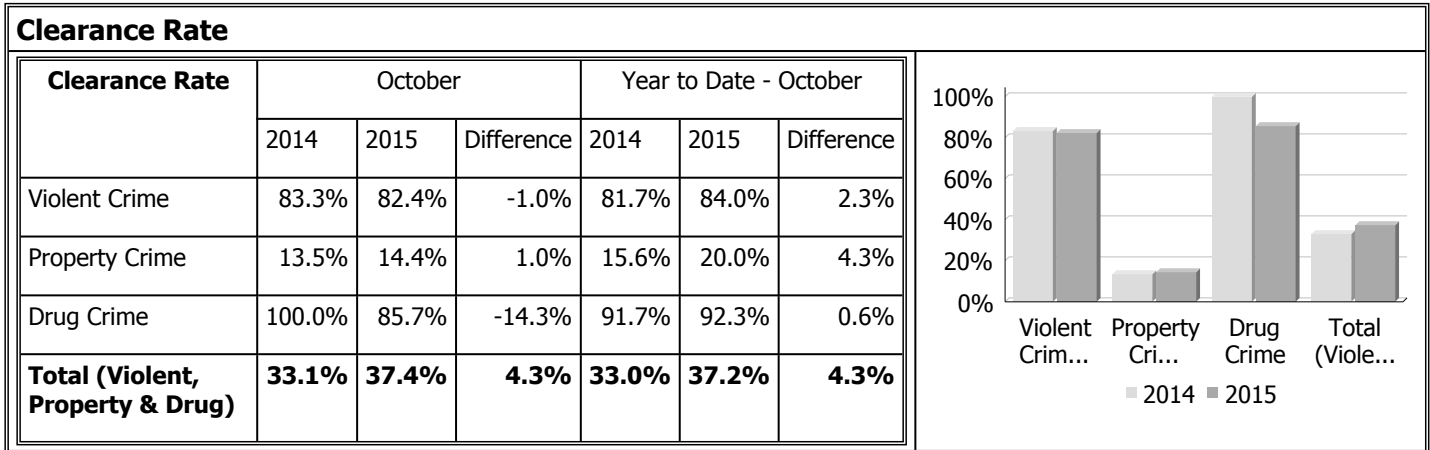


Drug Crime

Actual	October			Year to Date - October		
	2014	2015	% Change	2014	2015	% Change
Possession	2	11	450.0%	27	43	59.3%
Trafficking	0	1	--	7	6	-14.3%
Importation and Production	1	2	100.0%	2	3	50.0%
Total	3	14	366.7%	36	52	44.4%



**Police Services Board Report for Haldimand County
Records Management System
October - 2015**



Data contained within this report is dynamic in nature and numbers will change over time as the Ontario Provincial Police continue to investigate and solve crime.

Data Utilized

- Major Crimes
- Niche RMS All Offence Level Business Intelligence Cube

**Police Services Board Report for Haldimand County
2015/Oct**

Public Complaints	
Policy	0
Service	0
Conduct	0

Date information collected from Professional Standards Bureau Commander Reports: 2015-11-04

Data Source

Ontario Provincial Police, Professional Standards Bureau Commander Reports

- Includes all public policy, service and conduct complaints submitted to the Office of the Independent Police Review Director (OIPRD)

Secondary Employment

Intelligence Led Policing - Crime Abatement Strategy	
Number of Offenders in Program	25
Number of Offenders Charged	2
Number of Charges Laid	2
Number of Checks Performed	5

Date information was collected from Records Management System: 2015-11-04

Daily Activity Reporting Patrol Hours	
Total Hours	2015/Oct
Number of Cruiser Patrol Hours	901.75
Number of Motorcycle Patrol Hours	1.00
Number of Marine Patrol Hours	0.00
Number of ATV Patrol Hours	0.00
Number of Snowmobile Patrol Hours	0.00
Number of Bicycle Patrol Hours	0.00
Number of Foot Patrol Hours	201.75
Number of School Patrol Hours	45.75

Data source (Daily Activity Reporting System) date: 2015/11/03

Detachment Initiatives	
Crime and Traffic Campaigns/Initiatives:	Initiative in Dunnville has resulted in 44 Criminal charges, 218 hours of cruiser/foot Patrol, 14 hours of RIDE to date.
Lock It or Lose It:	2 hours of CPTED hours have been completed. Lock it or lose is campaign was completed in Dunnville resulting in 240 vehicles being checked, 34 were found to be unlocked, 9 unlocked with valuables, 4 with windows open, 9 with valuables in plain view.



Ontario Provincial Police

West Region

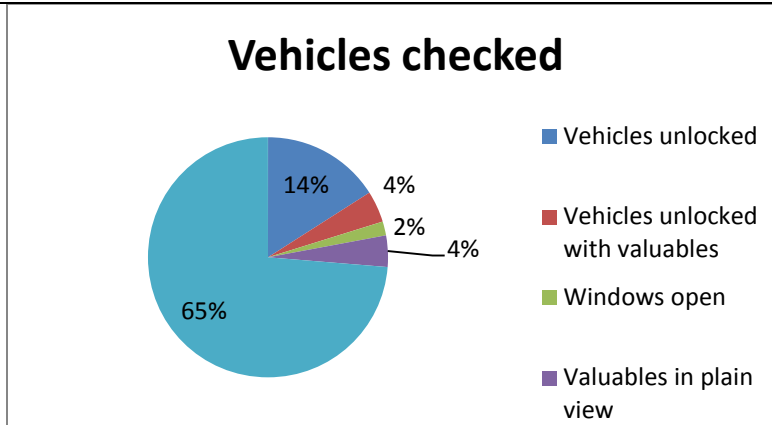
Haldimand County Detachment
 72 Highway 54, Cayuga, ON, ON NOA 1E0
 Tel.: 905-772-3322 Fax: 905-772-5815

Occurrence: RM15066205 Intelligence file number: 6C - 15-708AN-20151022 Date: 22-Oct-15

Lock it or lose it summary – October 18 2015

On Sunday October 18 2015 member of the Haldimand County OPP Auxiliary program conducted a lock it or lose it campaign in the town of Dunnville. During the campaign 240 vehicles were checked at the Dunnville Arena, Canadian Tire, Sobeyes, Haldimand War Memorial Hospital, Tim Hortons, Food Basics, Reformed Church, Queen St and Broad St. Of the 240 vehicles checked 14% were found to be unlocked and 4% unlocked with valuable items inside. See the attached chart and graph below for the complete results.

Totals Dunnville		
Vehicles checked	240	
Vehicles unlocked	34	14%
Vehicles unlocked with valuables	9	4%
Windows open	4	2%
Valuables in plain view	9	4%
Congratulations	157	65%



Report Date: 22-Oct-2015

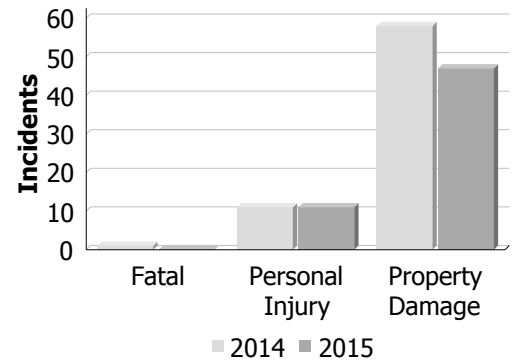
James Robins, Provincial Constable #13436
 Haldimand County OPP

Nov 4, 2015 8:40:31 AM
 Page 4

**Police Services Board Report for Haldimand County
Collision Reporting System
October - 2015**

Motor Vehicle Collisions by Type

Incidents	October			Year to Date - October		
	2014	2015	% Change	2014	2015	% Change
Fatal	1	0	-100.0%	6	0	-100.0%
Personal Injury	11	11	0.0%	114	138	21.1%
Property Damage	58	47	-19.0%	525	463	-11.8%
Total	70	58	-17.1%	645	601	-6.8%



Fatalities in Detachment Area

Incidents		October			Year to Date - October		
		2014	2015	% Change	2014	2015	% Change
Motor Vehicle Collision	Fatal Incidents	1	0	-100.0%	6	0	-100.0%
	Alcohol Related	0	0	--	1	0	-100.0%
Off-Road Vehicle	Fatal Incidents	0	0	--	0	0	--
	Alcohol Related	0	0	--	0	0	--
Motorized Snow Vehicle	Fatal Incidents	0	0	--	0	0	--
	Alcohol Related	0	0	--	0	0	--

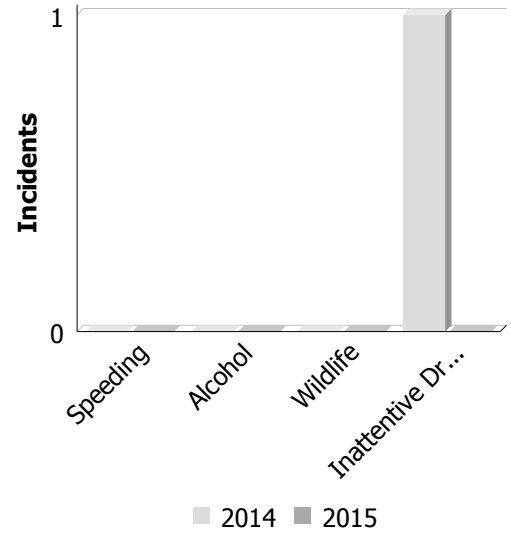
Persons Killed	October			Year to Date - October		
	2014	2015	% Change	2014	2015	% Change
Motor Vehicle Collision	1	0	-100.0%	7	0	-100.0%
Off-Road Vehicle	0	0	--	0	0	--
Motorized Snow Vehicle	0	0	--	0	0	--

**Police Services Board Report for Haldimand County
Collision Reporting System
October - 2015**

Primary Causal Factors in Fatal Motor Vehicle Collisions

Incidents	October			Year to Date - October		
	2014	2015	% Change	2014	2015	% Change
Speeding as a contributing factor	0	0	0	1	0	-100.00%
Where alcohol is involved	0	0	0	0	0	0
Wildlife as a contributing factor	0	0	0	0	0	0
Inattentive driver as a contributing factor	1	0	-100.00%	2	0	-100.00%

Persons Killed	October			Year to Date - October		
	2014	2015	% Change	2014	2015	% Change
Seatbelt as a contributing factor	0	0	0	2	0	-100.00%



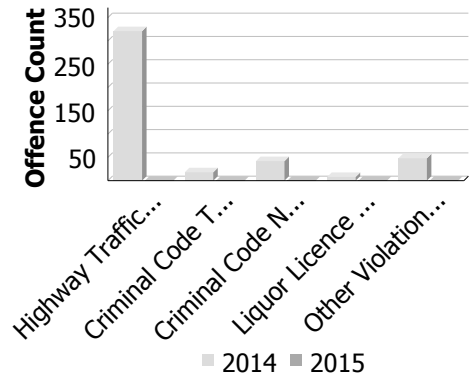
Data Utilized

- SQL online application reporting system – OPP CRS 2.3.09
- Collision Reporting System Business Intelligence Cube

Police Services Board Report for Haldimand County
Integrated Court Offence Network
October - 2015

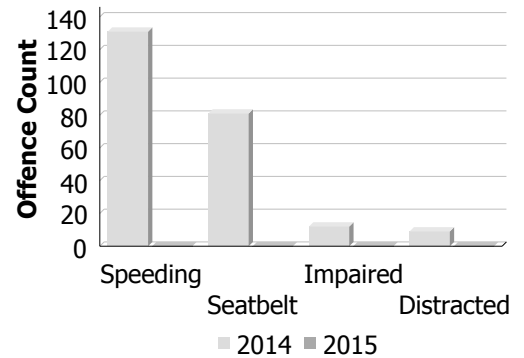
Criminal Code and Provincial Statute Charges Laid

Offence Count	October			Year to Date - October		
	2014	2015	% Change	2014	2015	% Change
Highway Traffic Act	321	0	-100.0%	3,045	2,605	-14.4%
Criminal Code Traffic	18	0	-100.0%	150	140	-6.7%
Criminal Code Non-Traffic	42	0	-100.0%	559	606	8.4%
Liquor Licence Act	8	0	-100.0%	115	99	-13.9%
Other Violations	48	0	-100.0%	481	375	-22.0%
All Violations	437	0	-100.0%	4,350	3,825	-12.1%



Traffic Related Charges

Offence Count	October			Year to Date - October		
	2014	2015	% Change	2014	2015	% Change
Speeding	131	0	-100.0%	1,750	1,363	-22.1%
Seatbelt	81	0	-100.0%	161	78	-51.6%
Impaired	12	0	-100.0%	96	96	0.0%
Distracted	9	0	-100.0%	100	106	6.0%



Integrated Court Offence Network data is updated on a monthly basis: Data could be as much as a month and a half behind.

Data Utilized

- Ministry of Attorney General, Integrated Court Offence Network
- Integrated Court Offence Network Charge Business Intelligence Cube



HALDIMAND COUNTY O.P.P. DETACHMENT

REPORT FOR THE POLICE SERVICES BOARD

REVENUES GENERATED FOR THE MONTH OF October 2015

REVENUE GENERATED - DEPOSITED TO HALDIMAND COUNTY	CURRENT	YTD COMPARISON	
		2015	2014
OCCURRENCE (INSURANCE) & Collision (on County Roads)	\$564.63	\$10,471.32	\$8,894.15
TTCI REPORTS (TECHNICAL COLLISION)	0.00	1,000.00	569.91
BACKGROUND CHECKS/FINGERPRINTS (includes additional copy fee)	3,696.00	48,182.00	44,387.00
ACCIDENT RECONSTRUCTION REPORTS	0.00	0.00	0.00
FALSE ALARM FEES - <i>INITIAL REGISTRATION OR RENEWAL FEE ONLY</i>	0.00	114.02	385.00
MISCELLANEOUS REVENUES (INCLUDES BEER BOTTLE RETURNS)	0.00	92.55	249.10
HST COLLECTED	88.99	92.55	1,230.04
OVERPAYMENTS	0.00	0.00	0.00
REVENUES GENERATED FOR HALDIMAND COUNTY	\$4,349.62	\$59,952.44	\$55,715.20
		-\$4,237.24 increase	

REVENUES GENERATED - DEPOSITED DIRECTLY TO POLICE SERVICES	CURRENT	2015	2014
UNCLAIMED PROPERTY	\$0.00	\$0.00	\$150.06

TOTAL REVENUES FOR THE MONTH OF AUGUST 2015	CURRENT	YTD REVENUES	
		2015	2014
	\$4,349.62	\$59,952.44	\$55,865.26
		-\$4,087.18 increase	



Summary of Activities – October 2015

Tip Activity

- There have been 410 anonymous tips received so far this year (not including update calls (approx. 120/month) or admin calls (u/k)).

Statistics

Arrests
Narcotics Seized
Property Recovered
Charges Laid

Since Inception

2010
\$42,331,311
\$5,487,456
5,856

Student Crime Stoppers

- New Crime Stoppers posters distributed to all Haldimand, Norfolk and Tillsonburg high schools

Promotions/Presentations

- Participated in/presented to/met with/gave promotional items to: Eastlink TV
- Attended the Norfolk County Fair and displayed promotional booth with handouts

Media Relations

- Conducted our usual media relations throughout the month (Crime of the Week, etc.).
- Continued writing script for East Link Cable re partnership featuring unsolved crimes for Norfolk.

Fundraising

- New date in the works for Run Against Crime in 2016
- Date to be set for 2016 Golf Tournament
- Date to be set for 2016 Spring Gala

Nationally / Internationally - Crime Stoppers International Conference hosted by OACS
Crime Stoppers of Haldimand, Norfolk and Tillsonburg were rewarded with seven International awards.

Awards presented to the program included:

- **CSI Media Award – Best Radio Crime of the Week** with **CD 98.9 FM**
- **CSI Media Award – Best Radio Special Feature** with **CD 98.9 FM**
- **CSI Media Award – Best Radio Public Service Announcement** with **Country 92.9**
- **CSI Media Award – Best Print Crime of the Week** with **The Lakeshore Shopper**
- **CSI Media Award – Best Print Special Feature** with **The Haldimand Press**
- **CSI Media Award – Best Print Public Service Announcement** with **The Simcoe Reformer**

The program was also recognized with **CSI Productivity Awards** for the “**Greatest Increase in Arrests.**”

Other –

- Chairperson Neil Unwin continues to serve as a member of the OACS.

cc: Inspector Horvat, Inspector Clark, Inspector Carter