



HALDIMAND COUNTY O.P.P. DETACHMENT

REPORT FOR THE POLICE SERVICES BOARD

September 2015 STATISTICS

Please find enclosed our detachment's statistics for the month and other items of interest for the Board's information.

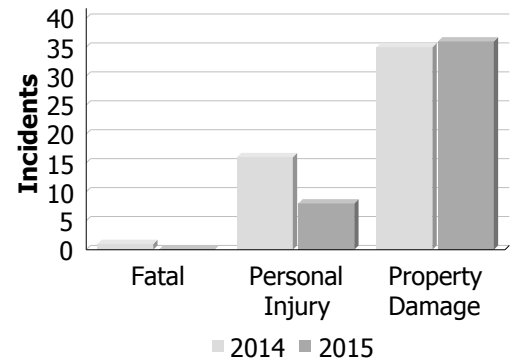
P. Carter, Inspector/Detachment Commander

- 1) Statistical Review - PSB Report Template**
- 2) Crimestoppers - Summary of Activities**
- 3) Revenues Generated for the month**

**Police Services Board Report for Haldimand County
Collision Reporting System
September - 2015**

Motor Vehicle Collisions by Type

Incidents	September			Year to Date - September		
	2014	2015	% Change	2014	2015	% Change
Fatal	1	0	-100.0%	5	0	-100.0%
Personal Injury	16	8	-50.0%	103	125	21.4%
Property Damage	35	36	2.9%	467	411	-12.0%
Total	52	44	-15.4%	575	536	-6.8%



Fatalities in Detachment Area

Incidents		September			Year to Date - September		
		2014	2015	% Change	2014	2015	% Change
Motor Vehicle Collision	Fatal Incidents	1	0	-100.0%	5	0	-100.0%
	Alcohol Related	0	0	--	1	0	-100.0%
Off-Road Vehicle	Fatal Incidents	0	0	--	0	0	--
	Alcohol Related	0	0	--	0	0	--
Motorized Snow Vehicle	Fatal Incidents	0	0	--	0	0	--
	Alcohol Related	0	0	--	0	0	--

Persons Killed	September			Year to Date - September		
	2014	2015	% Change	2014	2015	% Change
Motor Vehicle Collision	1	0	-100.0%	6	0	-100.0%
Off-Road Vehicle	0	0	--	0	0	--
Motorized Snow Vehicle	0	0	--	0	0	--

Detachment: 6C - HALDIMAND COUNTY

Location code(s): 6C00-HALDIMAND COUNTY, 6C01-HALDIMAND COUNTY (Haldimand (MI))

Data source date:
2015/10/05

Report Generated by:
Robins, James

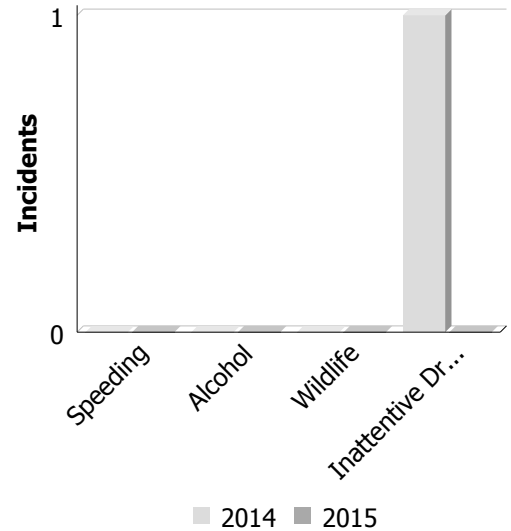
Report Generated on:
Oct 6, 2015 8:29:52 AM
PP-CSC-Operational Planning-4300

**Police Services Board Report for Haldimand County
Collision Reporting System
September - 2015**

Primary Causal Factors in Fatal Motor Vehicle Collisions

Incidents	September			Year to Date - September		
	2014	2015	% Change	2014	2015	% Change
Speeding as a contributing factor	0	0	0	1	0	-100.00%
Where alcohol is involved	0	0	0	0	0	0
Wildlife as a contributing factor	0	0	0	0	0	0
Inattentive driver as a contributing factor	1	0	-100.00%	1	0	-100.00%

Persons Killed	September			Year to Date - September		
	2014	2015	% Change	2014	2015	% Change
Seatbelt as a contributing factor	0	0	0	2	0	-100.00%



Data Utilized

- SQL online application reporting system – OPP CRS 2.3.09
- Collision Reporting System Business Intelligence Cube

Detachment: 6C - HALDIMAND COUNTY

Location code(s): 6C00-HALDIMAND COUNTY, 6C01-HALDIMAND COUNTY (Haldimand (MI))

Data source date:
2015/10/05

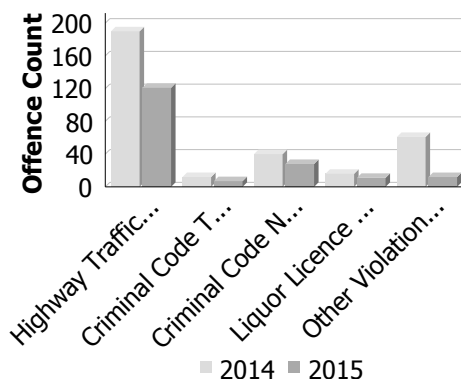
Report Generated by:
Robins, James

Report Generated on:
Oct 6, 2015 8:29:52 AM
PP-CSC-Operational Planning-4300

**Police Services Board Report for Haldimand
Integrated Court Offence Network
September - 2015**

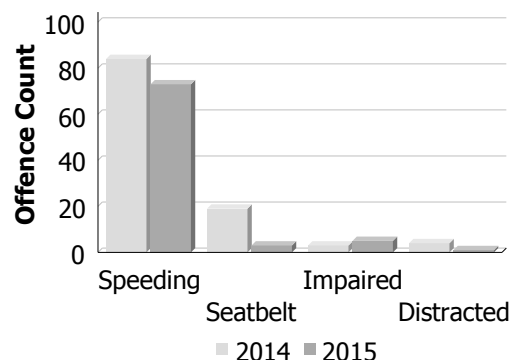
Criminal Code and Provincial Statute Charges Laid

Offence Count	September			Year to Date - September		
	2014	2015	% Change	2014	2015	% Change
Highway Traffic Act	190	121	-36.3%	2,724	2,603	-4.4%
Criminal Code Traffic	12	7	-41.7%	132	140	6.1%
Criminal Code Non-Traffic	40	28	-30.0%	517	606	17.2%
Liquor Licence Act	16	11	-31.2%	107	99	-7.5%
Other Violations	61	12	-80.3%	433	375	-13.4%
All Violations	319	179	-43.9%	3,913	3,823	-2.3%



Traffic Related Charges

Offence Count	September			Year to Date - September		
	2014	2015	% Change	2014	2015	% Change
Speeding	84	73	-13.1%	1,619	1,363	-15.8%
Seatbelt	19	3	-84.2%	80	78	-2.5%
Impaired	3	5	66.7%	84	96	14.3%
Distracted	4	1	-75.0%	91	106	16.5%



Integrated Court Offence Network data is updated on a monthly basis: Data could be as much as a month and a half behind.

Data Utilized

- Ministry of Attorney General, Integrated Court Offence Network
- Integrated Court Offence Network Charge Business Intelligence Cube

Detachment: 6C - HALDIMAND COUNTY

Location code(s): 6C00 - HALDIMAND COUNTY

Data source date:
Oct 19, 2015 5:08:18 PM

Report Generated by:
Robins, James

Report Generated on:
Oct 20, 2015 12:54:38 PM
PP-CSC-Operational Planning-4300

**Police Services Board Report for Haldimand County
2015/Sep**

Public Complaints	
Policy	0
Service	0
Conduct	0

Date information collected from Professional Standards Bureau Commander Reports: 2015-10-06

Data Source

Ontario Provincial Police, Professional Standards Bureau Commander Reports

- Includes all public policy, service and conduct complaints submitted to the Office of the Independent Police Review Director (OIPRD)

Secondary Employment

Intelligence Led Policing - Crime Abatement Strategy	
Number of Offenders in Program	24
Number of Offenders Charged	1
Number of Charges Laid	1
Number of Checks Performed	9

Date information was collected from Records Management System: 2015-10-06

Daily Activity Reporting Patrol Hours	
Total Hours	2015/Sep
Number of Cruiser Patrol Hours	904.00
Number of Motorcycle Patrol Hours	36.00
Number of Marine Patrol Hours	38.75
Number of ATV Patrol Hours	0.00
Number of Snowmobile Patrol Hours	0.00
Number of Bicycle Patrol Hours	0.00
Number of Foot Patrol Hours	155.50
Number of School Patrol Hours	47.00

Data source (Daily Activity Reporting System) date: 2015/10/04

Detachment: 6C - HALDIMAND COUNTY

Location code(s): 6C00 - HALDIMAND COUNTY, 6C01 - HALDIMAND COUNTY (Haldimand (MI))

Report Generated by:

Robins, James

Report Generated on:

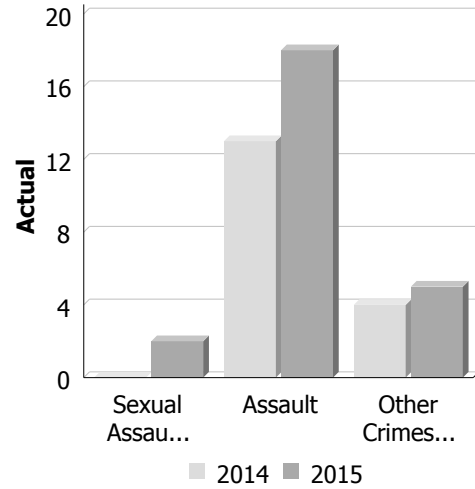
Oct 6, 2015 8:24:04 AM

PP-CSC-Operational Planning-4300

**Police Services Board Report for Haldimand County
Records Management System
September - 2015**

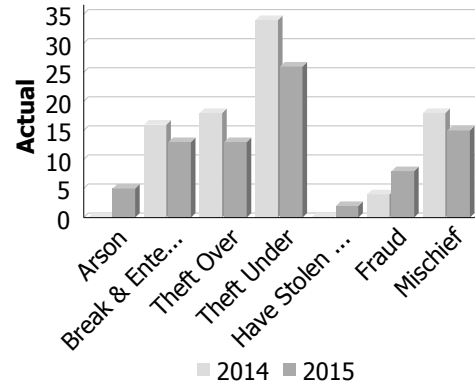
Violent Crime

Actual	September			Year to Date - September		
	2014	2015	% Change	2014	2015	% Change
Murder	0	0	--	0	0	--
Other Offences Causing Death	0	0	--	0	0	--
Attempted Murder	0	0	--	0	0	--
Sexual Assault	0	2	--	18	16	-11.1%
Assault	13	18	38.5%	110	99	-10.0%
Abduction	0	0	--	2	0	-100.0%
Robbery	0	0	--	3	3	0.0%
Other Crimes Against a Person	4	5	25.0%	56	40	-28.6%
Total	17	25	47.1%	189	158	-16.4%



Property Crime

Actual	September			Year to Date - September		
	2014	2015	% Change	2014	2015	% Change
Arson	0	5	--	2	19	850.0%
Break & Enter	16	13	-18.8%	124	145	16.9%
Theft Over	18	13	-27.8%	140	87	-37.9%
Theft Under	34	26	-23.5%	291	239	-17.9%
Have Stolen Goods	0	2	--	14	10	-28.6%
Fraud	4	8	100.0%	60	78	30.0%
Mischief	18	15	-16.7%	207	207	0.0%
Total	90	82	-8.9%	838	785	-6.3%



Drug Crime

Detachment: 6C - HALDIMAND COUNTY

Location code(s): 6C00 - HALDIMAND COUNTY

Area code(s): 2 - Marine, 6259, 6262, 6265, 6279, 6280, 6283, 6285, 6289, 6294 - Haldimand Reclamation, 6318 - Lakeshore, 6319 - Selkirk and Rural, 6320 - Hagersville, 6321 - Hagersville Rural, 6322 - Jarvis, 6323 - Townsend, 6324 - Caledonia, 6325 - Caledonia Rural, 6326 - Cayuga, 6327 - Cayuga Rural, 6328 - Dunnville, 6329 - Dunnville Rural, 6908 - Selkirk Provincial Park, 6910 - James N Allen Provincial Park, 6911 - Rock Point Provincial Park, 6934 - Hwy 3, 6945 - Hwy 6

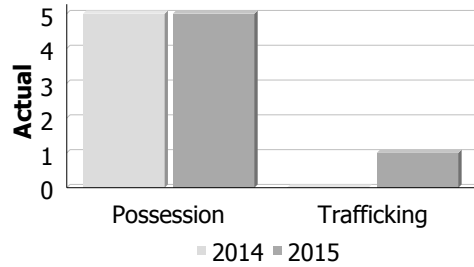
Data source date:
2015/10/03

Report Generated by:
Robins, James

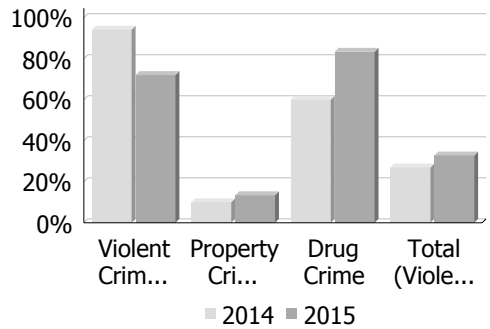
Report Generated on:
Oct 6, 2015 8:32:08 AM
PP-CSC-Operational Planning-4300

**Police Services Board Report for Haldimand County
Records Management System
September - 2015**

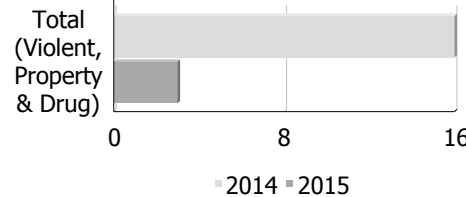
Actual	September			Year to Date - September		
	2014	2015	% Change	2014	2015	% Change
Possession	5	5	0.0%	25	31	24.0%
Trafficking	0	1	--	7	4	-42.9%
Importation and Production	0	0	--	1	1	0.0%
Total	5	6	20.0%	33	36	9.1%



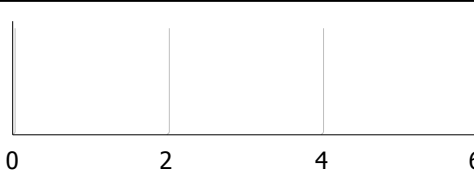
Clearance Rate	September			Year to Date - September		
	2014	2015	Difference	2014	2015	Difference
Violent Crime	94.1%	72.0%	-22.1%	81.5%	81.0%	-0.5%
Property Crime	10.0%	13.4%	3.4%	15.9%	20.6%	4.8%
Drug Crime	60.0%	83.3%	23.3%	90.9%	94.4%	3.5%
Total (Violent, Property & Drug)	27.0%	32.8%	5.8%	32.9%	36.9%	3.9%



Unfounded	September			Year to Date - September		
	2014	2015	% Change	2014	2015	% Change
Total (Violent, Property & Drug)	16	3	-81.2%	173	73	-57.8%



Actual	September			Year to Date - September		
	2014	2015	% Change	2014	2015	% Change
Criminal Record Checks	0	0	--	1	216	21,500.0%
Vulnerable Sector Screening Checks	0	0	--	0	0	--



Detachment: 6C - HALDIMAND COUNTY

Location code(s): 6C00 - HALDIMAND COUNTY

Area code(s): 2 - Marine, 6259, 6262, 6265, 6279, 6280, 6283, 6285, 6289, 6294 - Haldimand Reclamation, 6318 - Lakeshore, 6319 - Selkirk and Rural, 6320 - Hagersville, 6321 - Hagersville Rural, 6322 - Jarvis, 6323 - Townsend, 6324 - Caledonia, 6325 - Caledonia Rural, 6326 - Cayuga, 6327 - Cayuga Rural, 6328 - Dunnville, 6329 - Dunnville Rural, 6908 - Selkirk Provincial Park, 6910 - James N Allen Provincial Park, 6911 - Rock Point Provincial Park, 6934 - Hwy 3, 6945 - Hwy 6

Data source date: 2015/10/03

Report Generated by:

Robins, James

Report Generated on:

Oct 6, 2015 8:32:08 AM

PP-CSC-Operational Planning-4300



Summary of Activities – September 2015

Tip Activity

- There have been 353 anonymous tips received so far this year (not including update calls (approx. 120/month) or admin calls (u/k)).

Statistics

Arrests
Narcotics Seized
Property Recovered
Charges Laid

Since Inception

2007
\$42,331,311
\$5,452,456
5,852

Student Crime Stoppers

- Schools are just returning

Promotions/Presentations

- Participated in/presented to/met with/gave promotional items to: Bayfest parade, CH television, Emergency Responders Day (Superstore), Eastlink, Haldimand Norfolk Housing Authority, Tillsonburg Shred it Day, Haldimand Insurance Brokers.
- Continued with social media – announcing CSI awards

Media Relations

- Conducted our usual media relations throughout the month (Crime of the Week, etc.).
- Continued writing script for East Link Cable re partnership featuring unsolved crimes for Norfolk.
- Filmed and aired a Crime Stoppers segment with CH News
-

Fundraising

- Shredding Day – Tillsonburg – held Sept 19 - made almost \$500
- Planning starts for next year's fundraising schedule

Nationally / Internationally

- Crime Stoppers International Conference was held in Toronto and was attended by the local program. Six media awards and one productivity award were won by HNT Crime Stoppers.

Other –

- Chairperson Neil Unwin continues to serve as a member of the OACS.
- Wies completed her leave of absence and returned to work August 31.

cc: Inspector Horvat, Inspector Clark, Inspector Carter



HALDIMAND COUNTY O.P.P. DETACHMENT

REPORT FOR THE POLICE SERVICES BOARD

REVENUES GENERATED FOR THE MONTH OF SEPTEMBER 2015

REVENUES GENERATED - DEPOSITED DIRECTLY TO HALDIMAND COUNTY	CURRENT	YTD COMPARISON	
		2014	2015
OCCURRENCE (INSURANCE) REPORTS	\$153.99	\$2,517.77	\$2,977.13
TTCI REPORTS (TECHNICAL COLLISION)	0.00	0.00	1,000.00
BACKGROUND CHECKS/FINGERPRINTS (includes additional copy fee)	5,672.85	39,864.00	44,961.35
ACCIDENT RECONSTRUCTION REPORTS	0.00	0.00	0.00
TRAFFIC ACCIDENTS (ON COUNTY ROADS)	564.63	5,247.12	6,929.56
FALSE ALARM FEES - <i>INITIAL REGISTRATION OR RENEWAL FEE ONLY</i>	0.00	385.00	114.02
MISCELLANEOUS REVENUES (INCLUDES BEER BOTTLE RETURNS)	83.00	249.10	92.55
HST COLLECTED	0.00	1,009.21	1,433.94
OVERPAYMENTS	101.03	0.00	4.00
REVENUES GENERATED FOR HALDIMAND COUNTY	\$6,575.50	\$49,272.20	\$57,512.55
		\$8,240.35 increase	

REVENUES GENERATED - DEPOSITED DIRECTLY TO POLICE SERVICES	CURRENT	2013	2014
UNCLAIMED PROPERTY	\$0.00	\$150.06	\$0.00

TOTAL REVENUES FOR THE MONTH OF SEPTEMBER 2014	CURRENT	YTD REVENUES	
		2013	2014
	\$6,575.50	\$49,422.26	\$57,512.55
		\$8,090.29 increase	